



EVERY NATION
AUCKLAND CITY

DISCIPLEMAKERS

Helping others find and follow Jesus



DISCIPLEMAKERS

HELPING OTHERS FIND AND FOLLOW JESUS



EVERY NATION
AUCKLAND CITY

May 2016
Booklet Creation

February 2019
ENAC Name, Logo and DMP Wheel & Terminology Update

Chapter Update
Engage – Principles to engage our culture & Community
Engage – Additional Engage tools in Toolbox
Connect Groups – Update Introduction of Connect Groups
Who can lead a Connect Group – Updated Connect Leader
Qualification and Responsibility
Appendix – All ENAC digital information moved to Appendix

October 2019
General updates spelling error updates

May 2021
Engage - New Zealand and Global Census Update
Appendix – Salvation and Recommitment & Sunday+ Update

CONTENTS

INTRODUCTION	7
1 GOD'S HEARTBEAT	9
2 THE POWER OF DISCIPLESHIP	11
3 UNDERSTANDING DISCIPLESHIP	14
4 ENGAGE	22
5 ESTABLISH	50
6 EQUIP	59
7 EMPOWER	64
8 WHAT IS A CONNECT GROUP?	72
9 HOW TO LEAD A CONNECT GROUP MEETING	77
10 WHO CAN LEAD A CONNECT GROUP	86
11 HOW TO START A CONNECT GROUP	91
Appendix	95
ANSWERS	98

INTRODUCTION

Discipleship is not supposed to be complicated. Difficult, sometimes; complicated, never. Two thousand years ago, it was so simple that a carpenter explained it to uneducated fishermen in one sentence (Matthew 4:19). The fishermen understood it, acted on it and they changed the world. If modern discipleship is confusing or complicated, it is because we have strayed from the biblical pattern that Jesus and the original twelve disciples modelled for us.

For Jesus, discipleship was and is the top priority. Yes, He fed the hungry and healed the sick, but He always gave the twelve disciples His prime time. His final word to them before He ascended into heaven was a commission not just to be disciples but to make disciples. Like **the original followers of Jesus**, we are supposed to be disciples and make disciples. In other words, we follow Jesus and to help others follow Him while staying in fellowship with spiritual family.

The problem is that while most Christians agree that discipleship is important, even essential for Christian maturity, only a precious few have a clear strategy for discipleship. Even fewer have a simple definition of discipleship.

DISCIPLEMAKERS was written for three reasons.

- 1 - Provide a simple, **biblical definition** of discipleship.
- 2 - Present a clear **discipleship pathway** that will help meet our evangelism, discipleship and maturity needs.
- 3 - **Activate individuals** to get started in the adventure of making disciples in a way that will ensure maximum fruitfulness.

Because of our love and desire to reach unbelievers in New Zealand more effectively, we have adjusted our strategy and contextualised our process for discipleship and church growth. In order to honour God, we want our church to consistently grow in number, strength, and influence. We have decided to grow primarily through equipping and empowering thousands of ordinary believers to make disciples through Connect Groups across Auckland and other cities where we plant churches.

New Zealand, is increasingly becoming a multi-ethnic and multi-religious society, so we have amended and adapted the ***Making Disciples*** book to suit our local context. The principles and process of discipleship explained in this book is our attempt to effectively engage atheists, agnostics, and theists of all kinds. If applied with wisdom, consistency, and prayer, it will bear fruit in our Campuses, Communities, Connect Groups, Cities, and Country.

Richard Urbahn,

Auckland, New Zealand

October 2016

1 GOD'S HEARTBEAT

It is impossible to overemphasise the reason we make disciples. The heart of God is filled with a compelling force to rescue and redeem his lost children. That force is called love! The reason Jesus left heaven and came to earth was because of His love for people.

For the Son of Man has come to seek and to save that which was lost. **Luke 19:10 (NKJV)**

Before we go any further in this workshop, let's remind ourselves of God's top priority.

1. Our primary motivation for making disciples must be the _____ [1] of God.

And now abide faith, hope, love, these three; but the greatest of these *is* love. **1 Corinthians 13:13 (NKJV)**

2. Every single person is _____ [2] to God.

For God so loved the world that He gave His only begotten Son, that whoever believes in Him should not perish but have everlasting life. **John 3:16 (NKJV)**

Value is determined by the price someone is willing to pay. God paid the ultimate price to redeem lost people. Since God places such a high value on lost people, we must learn to see them the way He sees them.

3. Every life _____ [3] to God.

The Lord is not slack concerning His promise, as some count slackness, but is longsuffering toward us, not willing that any should perish but that all should come to repentance.

2 Peter 3:9 (NKJV)

4. The love of God will produce _____ [4] in us.

When we see people the way God sees them, we will have compassion on them.

But when He saw the multitudes, He was moved with compassion for them, because they were weary and scattered, like sheep having no shepherd. Then He said to His disciples, "The harvest truly is plentiful, but the laborers are few." **Matthew 9:36-37 (NKJV)**

2 THE POWER OF DISCIPLESHIP

Before we define what discipleship is and look at the step-by-step process of how we make a disciple, it is important to understand what we are trying to accomplish or, to put it another way, what we hope will be produced as a result of going through this disciple-making process or pathway.

The principle of power and form is foundational to understanding discipleship. The form is the practical tools that are designed to help produce change. **The Gospel is the power and the result is a changed life!** To reinforce this, let's use an illustration. In order for an electrical appliance to operate it needs power. How do we get the power supply from the wall over to the appliance? We need an electrical cable with a plug to connect the appliance to the power. The cable and plug are the form. The form transfers power. The electrical power is essential for the appliance to actually function properly. Power without form is dangerous. Form without power is useless.

No matter what method or materials (form) we use, there are five main goals (power) of discipleship. These are known as the 5 F's.

1. _____ [1] The first goal of the discipleship process is to establish spiritual foundations in the life of each disciple. These foundations are laid by faithfully obeying the teachings of Jesus. There will be more on this later in this book.

For no one can lay any foundation other than the one already laid, which is Jesus Christ. **1 Corinthians 3:11 (NIV)**

2. _____ [2] The second goal of discipleship is to see all spiritual bondages and sin patterns broken, to experience complete freedom. Discipleship produces freedom and breakthrough when we realise that true freedom only comes through following Jesus.

Now the Lord is the Spirit, and where the Spirit of the Lord is, there is freedom. And we, who with unveiled faces all reflect the Lord's glory, are being transformed into His likeness with ever-increasing glory, which comes from the Lord, who is the Spirit. **2 Corinthians 3:17-18 (NIV-1984)**

3. _____ [3] Building strong faith was of high importance to Jesus and His original twelve disciples. He **stretched** their faith, commended those who had a strong faith and rebuked those with little faith.

...for everyone born of God overcomes the world. This is the victory that has overcome the world, even our faith.

1 John 5:4 (NIV)

Fight the good fight of the faith. Take hold of the eternal life to which you were called when you made your good confession in the presence of many witnesses.

1 Timothy 6:12 (NIV)

And without faith it is impossible to please God, because anyone who comes to him must believe that he exists and that he rewards those who earnestly seek him.

Hebrews 11:6 (NIV)

4. _____ [4] Every disciple should make disciples as well as grow in the "fruit of your calling" (John 15:16) and fruit of the Spirit (**Galatians 5:22-23**)

...you did not choose me, but I chose you and appointed you to go and bear fruit—fruit that will last. Then the Father will give you whatever you ask in My name.

John 15:16 (NIV-1984)

5. _____ [5] Jesus expected his disciples not just to follow Him, but to **fellowship** with spiritual family.

...you are no longer foreigners and aliens, but fellow citizens with God's people and members of God's household.

Ephesians 2:19 (NIV-1984)

Someone told Him, "Your mother and brothers are standing outside, wanting to speak to You." He replied to him, "Who is My mother, and who are My brothers?" Pointing to His disciples, He said, "Here are My mother and My brothers. For whoever does the will of My Father in heaven is My brother and sister and mother." **Matthew 12:47-50 (NIV)**

SUMMARY:

The 5 F's of **Foundations, Freedom, Faith, Fruit** and **Family** are the results of discipleship. The process or path of discipleship is summarised by the 4 E's: **Engage, Establish, Equip & Empower.**

3 UNDERSTANDING DISCIPLESHIP

WHAT IS DISCIPLESHIP?

A clearly defined and commonly shared definition of discipleship is important because it is the starting point for creating an integrated, effective pathway of making disciples.

While some definitions of discipleship have complicated the idea in the minds of many believers, Jesus never intended for discipleship to be complicated. Hard work, yes. Complicated, no.

In fact, discipleship is so simple that two thousand years ago, a carpenter explained it to fishermen in one sentence:

And He said to them, “Follow Me, and I will make you fishers of men.” **Matthew 4:19(NASB)**

When Jesus calls someone to be His disciple, He makes a threefold call.

1. Discipleship is a call to _____ [1] Jesus.

The starting point of being a disciple is the decision to follow Jesus as Lord and Saviour.

And He said to **them**, “Follow **Me**, and I will make you fishers of men.” **Matthew 4:19(NASB)**

The original disciples were able to physically follow Jesus as He ministered around Galilee. During Paul's time, Jesus was no longer walking the earth in flesh and blood. Paul taught the Corinthian believers to follow Jesus by imitating and following godly people. Be imitators of me, as I am of Christ. **1 Corinthians 11:1(ESV)**

2. Discipleship is a call to _____ [2] for people.

Following Jesus does not mean we cut off all contact with non-Christians. Rather, we should continue in our relationships so Christ's love can flow through us to others. As soon as Matthew answered the call to follow Jesus, he threw a party at his house so all his old friends could meet Jesus and his new friends.

As Jesus passed on from there, he saw a man called Matthew sitting at the tax booth, and he said to him, "Follow me." And he rose and followed him. And as Jesus reclined at the table in the house, behold, many tax collectors and sinners came and were reclining with Jesus and his disciples. And when the Pharisees saw this, they said to his disciples, "Why does your teacher eat with tax collectors and sinners?" But when he heard it, he said, "Those who are well have no need of a physician, but those who are sick. Go and learn what this means, I desire mercy, and not sacrifice. For I came not to call the righteous but sinners." **Matthew 9:9-13(ESV)**

3. Discipleship is a call to _____ [3] with other believers.

When Jesus called Matthew to follow Him, Matthew had to follow along with Peter and John. He was not given the option of following Jesus alone. Contrary to our culture's obsession with the individual, discipleship is and has always been a group lifestyle. Their faith was lived in a community with other followers.

DISCIPLESHIP IS INTENTIONAL RELATIONSHIP

- with God
- with unchurched
- with God's People

Biblical fellowship is more than greeting a few church members before and after the weekend service. Biblical fellowship is an intentional, Christ-centred relationship.

And they devoted themselves to the apostles' teaching and to fellowship, to the breaking of bread and to prayers. **Acts 2:42 (ESV)**

But if we walk in the light, as he is in the light, we have fellowship with one another, and the blood of Jesus his Son cleanses us from all sin. **1 John 1:7 (ESV)**

FOUNDATIONAL PRINCIPLES OF DISCIPLESHIP

Before launching into discussions about process and strategy, let's consider first the three foundational discipleship principles which undergird the rest of this lesson.

1. Every church, campus ministry, community ministry and connect group can _____ [4]

I planted, Apollos watered, but God gave the growth. So neither he who plants nor he who waters is anything, but only God who gives the **growth**. He who plants and he who waters are one, and each will receive his wages according to his labour. **1 Corinthians 3:6-8 (ESV)**

The sole purpose of planting and watering is growth. When discussing growth, we believe that every church, ministry and connect group can grow in three ways:

- **Larger**
- **Stronger**
- **More influential**

2. Every minister should prepare others to _____ [5]

And he gave the apostles, the prophets, the evangelists, the shepherds and teachers, **to equip the saints for the work of ministry**, for building up the body of Christ...

Ephesians 4:11-12 (ESV)

The Protestant Reformation emphasised the priesthood of all believers, which restored the biblical pattern of relating to God. The modern church needs a “Discipleship reformation” that will emphasise the ministry of all believers, restoring the biblical pattern of ministry. The job of the “minister” is to prepare others to minister, not to do all the ministry. The goal of this study is to get ministry out of the hands of career ministers and into the hands of every believer.

3. Every disciple should make _____ [6]

And Jesus came and said to them, “All authority in heaven and on earth has been given to me. Go therefore and make **disciples** of all nations, baptising them in the name of the Father and of the Son and of the Holy Spirit...”

Matthew 28:18-19 (ESV)

Too often, we act like only paid ministers or people who have been Christians for a long time can make disciples. Jesus’ command to make disciples in Matthew 28 was given to

fishermen and tax collectors who questioned, doubted and even denied Jesus. Spiritual progress, not perfection, qualifies a person to make disciples:

- No matter where you work
- No matter what your age
- No matter when you started following Jesus
- No matter how good or bad your English is

THE POWER OF PROCESS

Most churches intend to make disciples, but many try, fail, then quit. Why? There are many reasons but one common reason is that ministries and events within many churches are random, complicated and without a clear purpose. There are 4 clear and simple steps along our path to make disciples.

Because lost people matter to God, we _____ [7]
our culture and community.

Because we are NOT commissioned to make decisions,
converts or even christians, we _____ [8]
biblical foundations.

Because ministry is not only for paid ministers,
we _____ [9] believers to minister.

Because everyone is called to make disciples, we
_____ [10] disciples to make disciples.

THE DISCIPLE MAKING PATH

Each step of our disciple-making path has a goal and each goal has a set of tools designed to help accomplish that goal.

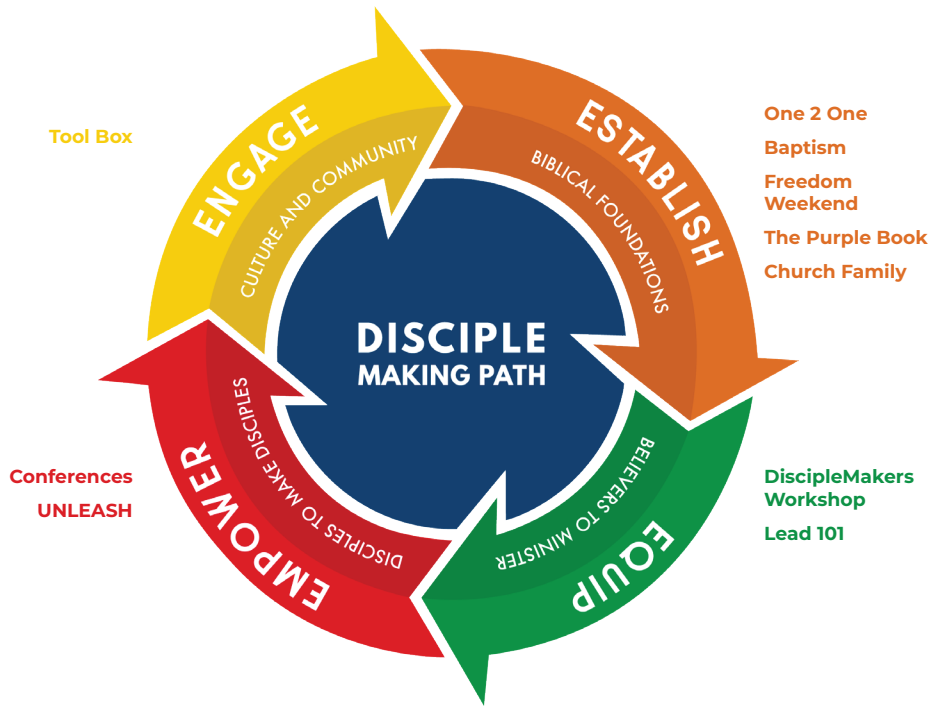
Although each step of Every Nation Auckland City's Disciple-Making path is presented separately, it is important to view the discipleship path as a continuous and overlapping whole.

We believe that discipleship is best done in a group context, the primary way we make disciples is through Connect groups.

OUR DISCIPLE MAKING PATH



PATH	GOAL	TOOLS	ENVIRONMENTS
ENGAGE CULTURE AND COMMUNITY LUKE 15:1-7 1 CORINTHIANS 9:22	SHARE THE GOSPEL	TOOL BOX	ANYWHERE CONNECT GROUPS WEEKEND SERVICES SPECIAL OUTREACH EVENTS
ESTABLISH BIBLICAL FOUNDATIONS MATTHEW 7:24-27 1 CORINTHIANS 3:10	ESTABLISH IN THE FAITH, WORD, PRAYER & CHURCH	ONE2ONE BAPTISM CHURCH FAMILY THE PURPLE BOOK FREEDOM WEEKEND	CONNECT GROUPS WEEKEND SERVICES
EQUIP BELIEVERS TO MINISTER MATTHEW 4:19 EPHESIANS 4:11-13	EQUIP IN BASIC MINISTRY SKILLS	DISCIPLEMAKERS WORKSHOP LEAD 101	CONNECT GROUPS WEEKEND SERVICES WORKSHOP/CLASSES
EMPOWER DISCIPLES TO MAKE DISCIPLES MATTHEW 28:19-20 2 TIMOTHY 2:2	MAKE DISCIPLES WITH CONFIDENCE & COMPETENCE	UNLEASH & CONFERENCE	CONNECT GROUPS WEEKEND SERVICES



SUMMARY

Discipleship is intentionally relating on three levels - with God, lost people and God's people. Since making disciples is vital we are committed to:

ENGAGE our culture and community

ESTABLISH biblical foundations

EQUIP believers to minister

EMPOWER disciples to make disciples who make disciples

DISCUSSION QUESTIONS

- When did you make Jesus the Lord and Saviour of your life?
- Where are you in the disciple making path?
- What might be your next step?
- How can you help others begin their discipleship path?
- Are you following Jesus?
- Are you fishing for lost people?
- Do you faithfully fellowship with the church family?

Notes:

4 ENGAGE

NINETY-NINE or ONE?

Go therefore and **make** disciples of all nations, baptising them in the name of the Father and of the Son and of the Holy Spirit... **Matthew 28:19 (ESV)**

The first step in the discipleship process is to **engage** our culture and community.

When Jesus told His disciples to go and make disciples of all nations, none of them thought He meant for them to gather up all those who already followed Jesus and help them do it better. They were under no illusion that they could obey Jesus' command without actively engaging the lost.

PRINCIPALS TO ENGAGE OUR CULTURE AND COMMUNITY

In Luke 15, Jesus tells three parables which help us understand what it looks like to engage the lost. In order to effectively engage the lost, we must understand four key concepts:

1. Be a friend of _____ [1]

Now the tax collectors and sinners were all drawing near to hear him. And the Pharisees and the scribes grumbled, saying, "This man receives sinners and eats with them."

Matthew 28:19 (ESV)

Setting up the context for the parables, Luke describes a situation that occurred rather frequently in Jesus' life and ministry: Jesus was found spending time with religious outsiders—, tax collectors, prostitutes, Samaritans, and lepers. This **intentional** engagement with lost people earned Him the belittling label "Friend of Sinners."

The Son of Man has come eating and drinking, and you say, 'Look at him! A glutton and a drunkard, a **friend** of tax collectors and sinners! **Luke 7:34 (ESV)**

2. Leave the _____ [2] for the one in trouble.

So he told them this parable: "What man of you, having a hundred sheep, if he has lost **one** of them, does not leave the ninety-nine in the open country, and go after the **one** that is lost, until he finds it? And when he has found it, he lays it on his shoulders, rejoicing. And when he comes home, he calls together his friends and his neighbors, saying to them, Rejoice with me, for I have found my sheep that was lost." **Luke 15:3-6 (ESV)**

Engaging the lost usually involves moving out of our comfort zones. Why? Because lost people generally don't hang out in the same places that Christians do, hoping that unbelievers will randomly walk into our church is naive and lazy.

Jesus gave the greatest demonstration of engaging culture and community when He left the streets of gold in heaven to walk the dirt roads of the Roman Empire. Showing up on earth was just the beginning. While here, He was the expert at engaging all types of cultures and communities that were traditionally ignored and despised by the religious elite.

3. Don't quit _____ [3] the lost are found.

What man of you, having a hundred sheep, if he has lost one of them, does not **leave** the ninety-nine in the open country, and go after the one that is lost, **until** he finds it? **Luke 15:4 (ESV)**

Or what woman, having ten silver coins, if she loses one coin, does not light a lamp and sweep the house and seek diligently until she finds it? And when she has found it, she calls together her friends and neighbors, saying, "Rejoice with me, for I have found the coin that I had lost." **Luke 15:8-9 (ESV)**

Just like the shepherd who went out and searched for the lost sheep until he found it, and just like the woman who searched her house until she found the lost coin, so we should **persistently** pray for and engage the lost until they are found in Christ. This often involves building long-term relational bridges with lost people.

4. Celebrate the lost being _____ [4].

And when he has found it, he lays it on his shoulders, rejoicing. And when he comes home, he calls together his friends and his neighbors, saying, Rejoice with me, for **I have found the sheep that was lost. Luke 15:5-6 (ESV)**

And when she has found it, she calls together her friends and neighbors, saying, 'Rejoice with me, for **I have found the coin that I had lost.**' Just so, I tell you, there is joy before the angels of God over one sinner who repents.
Luke 15:9-10 (ESV)

And he arose and came to his father. But while he was still a long way off, his father saw him and felt compassion, and ran and embraced him and kissed him. And bring the fattened calf and kill it, and let us eat and celebrate For this my son was dead, and is alive again; **he was lost, and is found.** And they began to celebrate. **Luke 15:20-24 (ESV)**

All three parables have this in common: There is great rejoicing when the lost are found. The parable of the lost son gives us the fullest insight into how our Father responds when sinners repent.

He throws a party. Do we respond like our Father when lost sons and daughters come home or do we respond like the self-righteous elder brother? Engaging culture and community will result in the lost being found as the gospel is preached.

UNDERSTANDING OUR CULTURE AND COMMUNITY

For any missionary to effectively engage a culture and community, it is vital to understand the context of which they hope to present the gospel and point lost people to Jesus.

Jesus understood His culture and community in which He lived. Likewise, Paul was eager to learn the culture and community that he was trying to reach with the gospel.

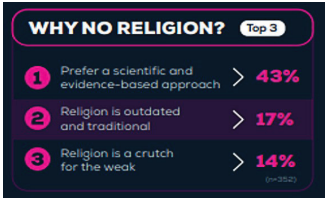
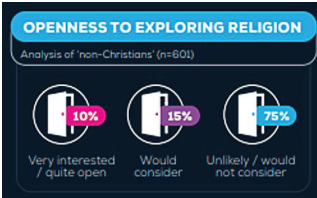
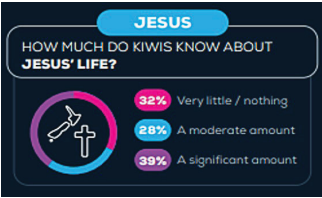
Even though I am a free man with no master, I have become a slave to all people to bring many to Christ. When I was with the Jews, I lived like a Jew to bring the Jews to Christ. When I was with those who follow the Jewish law, I too lived under that law. Even though I am not subject to the law, I did this so I could bring to Christ those who are under the law. When I am with the Gentiles who do not follow the Jewish law, I too live apart from that law so I can bring them to Christ. But I do not ignore the law of God; I obey the law of Christ. When I am with those who are weak, I share their weakness, for I want to bring the weak to Christ. Yes, I try to find common ground with everyone, doing everything I can to save some. I do everything to spread the Good News and share in its blessings.

1 Corinthians 9:19-23 (NLT)

DEMOGRAPHIC SNAPSHOT – RELIGION IN NZ

Despite our strong Christian heritage, NZ is no longer a Christian country. NZ is mostly and increasingly a secular country.

“Undefined” or “No Religion” = 55% (2018), up from 43% (2006).



33% of Kiwis consider themselves a Christians but only

The ‘real’ number of people who practice Christianity is certainly much less because

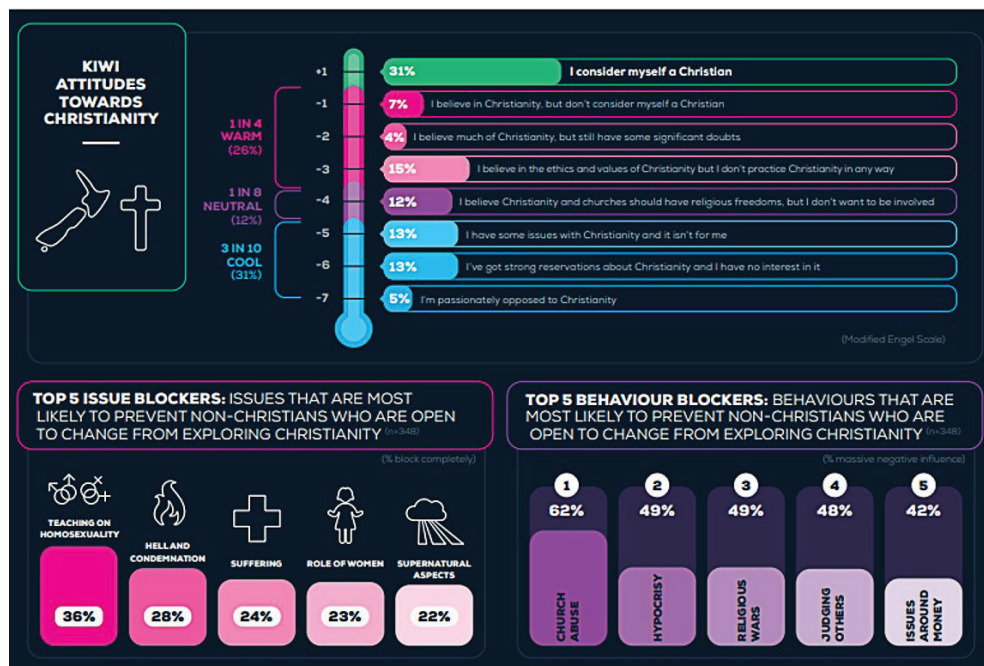
- 9% are active Practisers (Extremely involved)
- 16% are Church Goer (As least monthly)



If the 2018 census states that the number of “Active Practisers” of the Christian faith is 9%, how do we rank compared to other countries?

Countries	% of Evangelicals	Countries	% of Evangelicals
joshuaproject.net/global/countries		joshuaproject.net/global/countries	
Germany	2%	Samoa	18.6%
China	7.5%	South Africa	21%
United Kingdom	7.9%	Fiji	26.3%
Philippines	13.9%	United States	26.4%
Australia	14.2%		

MANY NEW ZEALANDERS ARE SKEPTICAL



A large portion of New Zealanders, especially young people, have an automatic sceptical attitude towards religion, Christianity, Jesus and the church.

Believers in Relativism rejects absolute truth and long-held beliefs maintaining that all viewpoints are equally valid.

For the purpose of this training, we will use the word 'SKEPTIC' to encompass agnostics and atheists.



HOW CAN WE ENGAGE SKEPTICS?

By patiently walking with your friend over the Five Thresholds of Conversion:

Here is a helpful : <https://vimeo.com/274511120>

DEMOGRAPHIC SNAPSHOT – ETHNICITIES

In the last 20-30 years, New Zealand has rapidly become a multi-cultural country. The relative safety, quality of life and opportunities that New Zealand offers has made it one of the most desirable countries in the world to live in.

New Zealand was birthed less than 200 years ago (1840). The birthing and development of New Zealand established a strong Christian heritage. Glimpses of this can still be seen, most notably, in our national anthem and until recently, the opening prayer of the New Zealand parliament.

It is, in fact, our Christian heritage that has made this country so attractive for these ‘new’ New Zealanders

(From the NZ Census 2018)

THE WORLD’S POPULATION

IF THE WORLD WAS 100 PEOPLE...

ASIA	59.5
AFRICA	16.8
EUROPE	9.9
LATIN AMERICA / CARRIBEAN	13.8
NORTH AMERICA	2.6
OCEANIA	0.5

NEW ZEALAND’S POPULATION

[Net migration is approximately 1200 people per week]

EUROPEAN*	74%
MAORI	14.9%
PACIFIC	7.4%
ASIAN	11.8%
OTHER**	2.9%

AUCKLAND

One of the world's most culturally diverse cities with 39% of the population born abroad. This is more diverse than Sydney, Los Angeles, London, and New York. More than 220 recorded ethnic groups.

EUROPEAN*	59.3%
MAORI	10.7%
PACIFIC	14.6%
ASIAN	23.1%
OTHER**	3%

* Europe, South Africa, British & Australia
** Middle East, Latin America & Africa.

HAMILTON

EUROPEAN*	69.5%
MAORI	21.3%
PACIFIC	5.1%
ASIAN	13.8%
OTHER**	2.6%

TAURANGA

EUROPEAN*	83.5%
MAORI	17.1%
PACIFIC	2.4%
ASIAN	5.6%
OTHER**	2.4%

GOD’S IDEAL CHURCH IS MULTICULTURAL

Multicultural churches are special and offer a unique opportunity to reflect God’s heart for the nations, especially God’s love of unity with in diversity. All through the Bible, God pursues diverse people groups gathering them together in unity.

“...Get out of your country, from your family and from your father’s house, to a land that I will show you. I will make you a great nation; I will bless you...”

Genesis 12:1,2 (NKJV)

After these things I looked, and behold, a great multitude which no one could number, of all nations, tribes, peoples, and tongues, standing before the throne and before the Lamb, clothed with white robes, with palm branches in their hands, and crying out with a loud voice, saying, “Salvation *belongs* to our God who sits on the throne, and to the Lamb!” **Revelation 7:9-10 (NKJV)**

Has God placed you here to reach out to the nations around you?

HOW TO EFFECTIVELY ENGAGE CULTURE AND COMMUNITY

Whatever house you enter, first say, 'Peace be to this house!' And if a son of peace is there, your peace will rest upon him. But if not, it will return to you. And remain in the same house, eating and drinking what they provide, for the laborer deserves his wages. Do not go from house to house. Whenever you enter a town and they receive you, eat what is set before you. Heal the sick in it and say to them, 'The kingdom of God has come near to you.' **Luke 10:5-9 (ESV)**

Engaging doesn't have to be awkward, nor does it need great acts of heroism. We believe that Jesus gives us a good template (or example) to follow in Luke 10:5-9. This template breaks down into 3 practical "handles" that help us engage our culture and community naturally and effectively.

1 _____[5] - This is the Power of Doing Life Together.

Whatever house you enter, first say, 'Peace be to this house!' And if a son of peace is there, your peace will rest upon him. But if not, it will return to you. And remain in the same house, eating and drinking what they provide, for the laborer deserves his wages. Do not go from house to house.
Luke 10:5-7 (ESV)

Intentionally including the lost in our weekly activities is a powerful way to develop a genuine relationship. These are opportunities to share our life with others in low pressure and informal settings. Making disciples always happens in the context of relationship.

PRINCIPLE: RELATIONSHIP PAVES THE WAY FOR DISCIPLESHIP.

Jesus encourages us to go to 'whatever house...' This means that we are encouraged to include people that may be of a different culture, ethnicity, and socio-economic background from us.

2 _____[6]- This touches Hearts, ours and theirs.

| Heal the sick in it ... **Luke 10:9 (ESV)**

Investing comes naturally when our heart makes it a priority. This means serving the lost, meeting their felt needs by giving them our time, love, energy, compassion and perhaps resources.

There are 3 ways we can invest the gospel in the lives of others.

| For God has not given us a spirit of fear, but of **power** and of **love** and of a **sound mind**. **2 Timothy 1:7(NKJV)**

_____[7]- Look for opportunities to pray for others. Most people do not mind being offered prayer. It could be praying for a financial situation, for a sick family member, praying for their marriage. As you pray, believe God will move in their situation. God's power can do much more than our human attempts to bless or advise others.

Praying also gives us the opportunity to ask them later about their specific need the next time we have an 'include' moment

Prayer:

Use simple language. Be discerning and specific about the prayer item.

_____ **[8]** – Everyone wants to be known, to be loved and to matter. Look for practical ways to show love, care, and concern. Examples are preparing a meal for a new mum or grieving family, offering to babysit, buying them a gift, speaking words of encouragement and faith into their life, or simply serving them in some way.

Also, asking them for an update about a previous conversation you've had is a great way to show you genuinely care.

_____ **[9]**– Some people need to engage in meaningful conversation. Some are deep thinkers and others are intellects who ask many questions and seek answers across all aspects of life. Do not be afraid to sit down and have these conversations. If the questions are too tough, you can always get back to them after doing some research.

3. _____ [10]- Meet the Community of Faith

| "...and say to them, 'The kingdom of God has come near to you.' **Luke 10:9 (ESV)**

After we include and invest in our lost friends and family, it is much easier to invite them to meet the community of faith. Why? Because sincerity has been established, trust has been built and love is obvious. The Luke 10 template shows us that the ultimate purpose of all the engaging is that we share the gospel with them.

COMMUNITY OF FAITH

- Connect Groups
- Church functions (Girls' Brunch, Dads & Dudes)
- Church or Connect Events, etc

HOW TO SHARE THE GOSPEL

Because people are valuable to God, we must boldly, intentionally and strategically engage our culture and community, in order to have an opportunity to share the gospel. We use the S.A.L.T method as a memorable outline for sharing the gospel and having an engaging conversation with someone, whether they are friends, family or strangers.

1. _____ [11] a conversation.

Sharing the gospel begins by starting a conversation and getting to know someone who doesn't yet know Jesus.

TIPS:

- **Smile • Be friendly • Introduce yourself**
- **Handshake (if applicable)**

2. _____ [12] questions.

We want to ask questions about the person that lead to spiritual matters, in an effort to help inch him or her closer towards God. Our “tool of choice” to ask questions about someone’s faith is The God Test. The God Test is a fantastic tool to facilitate dialog on the critical issues of faith, skepticism and the meaning of life, leading ultimately to a presentation of the Gospel. The God Test booklets are available at the church office. Further resources and training can be found on www.thegodtest.org or by downloading the free app.

TIPS:

- **Make The God Test usable • Point to the question**
- **Be okay with “dead-air” • Transition naturally**

3. _____ [13].

Listen sincerely and respectfully to the answers.

TIPS:

- **Maintain eye contact if appropriate • Avoid arguments**
- **Ask follow-up or clarifying questions • Don't interrupt**

4. _____ [14] the story. (Gospel)

Ultimately, the goal of the asking and listening is to give a simple and clear presentation of the good news of the gospel. This can be done using a variety of tools but before we look at those, let's be clear about what the gospel is.

WHAT IS OUR DEFINITION OF THE GOSPEL?

"The Gospel is the good news that God became man in Jesus Christ. He lived the life we should have lived and died the death we should have died-in our place. Three days later He rose from the dead, proving that He is the Son of God, and offering the gift of salvation to anyone who repents and believes in Him."

TOOLS TO TELL THE STORY (GOSPEL)

There are many tools in our engage toolbox to help present the gospel. Each tool utilises a different approach and each tool will be useful for a different application. In a multi-ethnic and multi-religious context like

Auckland, one tool is not likely to suit all situations and styles. For example, a non-practicing Catholic will place more value and authority on the Bible than an ardent Atheist. A Chinese individual who has never heard of Jesus will probably need a different approach than a Pacific Islander or Kiwi who has been raised in a religious home or culture.

Regardless of the person's worldview and upbringing, God loves them and God has called us to effectively reach them with the gospel. To do so will require an effective tool to share the gospel. Whichever tool you use, the goal is **to clearly communicate God's plan for salvation and redemption.**

TOOLBOX

TOOLS TO ENGAGE

NAME	DESCRIPTION	TARGET AUDIENCE
1 PERSONAL TESTIMONY	This is an undeniable and personal story about the power of the gospel working in your own life	This is a powerful tool as it avoids potential arguments and only takes 2-3 minutes. A testimony allows the listener to hear a first-hand account of a transformed life.
2 ONE VERSE EVANGELISM	Using Romans 6:23 you are able to share key elements of the gospel with clarity and simplicity by drawing an illustration	This is a particularly great tool for those who learn best by using visual aids. You only need about 10–15 minutes.
3 ONE 2 ONE (CHAPTER 1)	Chapter 1 of this tool can be used to facilitate conversations that systematically address key components of the gospel.	This tool will require more time and probably works best when the listener places value on the Bible.
4 THE TEST	The small tract is presented in a Kiwi design and uses a similar methodology as the Way of the Master i.e. a stronger use of the law to expose their need for salvation.	This is a good tool for religious people who went through 'Side B' of The God Test. These religious or 'works based' people are still lost people.
5 THE GOD TEST (SIDE A)	THE GOD TEST is not only our "tool of choice" to bridge from an introductory conversation into a spiritual conversation but it can also be used as a tool to help us initially respond to atheists and agnostics. Before somebody can accept the love and grace of God, they must first understand that there is a God.	THE GOD TEST (SIDE A) is a tool to help more in religious people, atheists, agnostics, sceptics toward faith in God
6 CIRCLE OF KNOWLEDGE	By drawing a simple diagram (with brief narration) you can create doubt in the minds of sceptics in regards to faith or the existence of God.	This tool is great for agnostics and atheists.
7 WHERE IS THE EVIDENCE?	Many sceptics don't believe in God because they claim that there is a lack of evidence for the existence of God. This simple analogy can show that they don't know what evidence they are looking for.	This is a great tool to engage agnostics and atheists.

Tool#1 : Personal Testimony

Your personal story, or your testimony, is your personal, irrefutable account of what Jesus has done for you and how He has changed your life. It is a verbal declaration of what you have seen, heard, and experienced. Jesus will use your testimony to make an impact on others. Though people can argue about doctrines or teachings, no one can argue with a changed life.

The man from whom the demons had gone begged that he might be with him, but Jesus sent him away, saying, "Return to your home, and declare how much God has done for you." And he went away, proclaiming throughout the whole city how much Jesus had done for him. **Luke 8:38-39 (ESV)**

TIPS:

- **Make God the hero** • **Be biblically accurate** • **Avoid Christian jargon** • **Provide concrete examples of change**
- **Be simple** • **Lead to an easy way for people to respond**

Three Parts of Your Personal Testimony

1. _____[15] Christ

What beliefs, actions, and sin characterised your old life?
What were their consequences?

- Briefly describe your life before Christ.
- Be discreet and don't bring glory to your old life.

2. _____[16] Christ

What truths and circumstances brought you to the point of making Jesus your Lord? How did you respond?

Carefully explain how you came to the point of submitting your life to Christ. Be specific and paint the picture of how you responded and what repentance looked like.

3. _____ [17] Christ

How did God's love and leadership change your life, and how is it continually changing you?

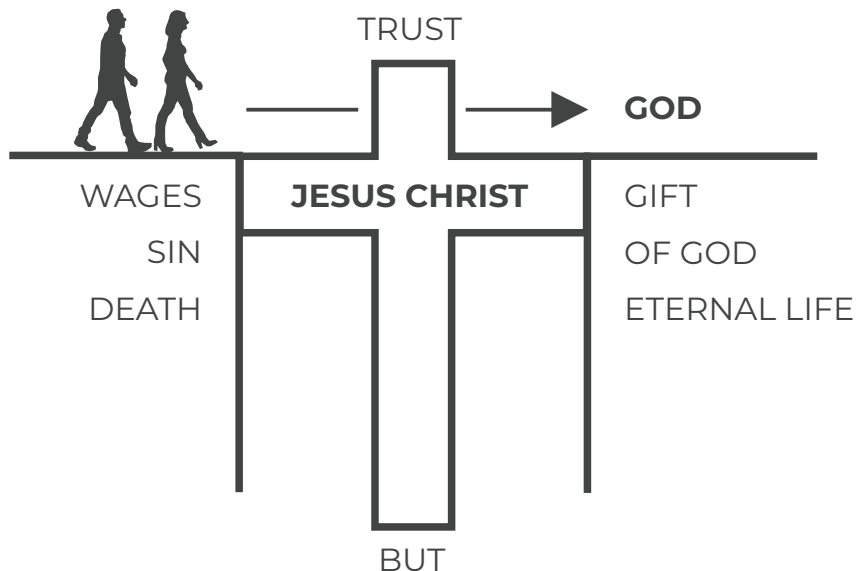
- Joyfully describe your life since Jesus became Lord.
- Give practical and specific examples of ongoing benefits of following Christ (i.e. forgiveness, new life purpose, purity, victory, etc.
- Take more time to explain how your life has changed since you surrendered to Christ.

WHAT NEXT? At this point you can ask him or her if they want to experience a changed life by starting a relationship with God. If they say "Yes", setup a time within the next week, to take them through chapter 1 "salvation" of the One 2 One.

Tool#2: One-Verse Evangelism (Author Randy D. Raysbrook)

Here is another tool for sharing the gospel. One verse evangelism is a simple interactive way to share Christ's love conversationally and visually. It is based on asking questions and sharing:

| For the wages of sin is death, but the gift of God is eternal life in Christ Jesus our Lord. **Romans 6:23**



Many people feel that to be effective in evangelism they must memorise complex illustrations and a multitude of verses. But the Gospel is most powerful when shared with love, clarity, and simplicity.

It's easy to learn because it uses just one verse. One-Verse Evangelism is also sensitive to peoples' busy schedules because it can be shared in just 10 or 15 minutes.

Here's a brief look at how it works. Let's say God is leading you to share the Gospel with your neighbour, Jeff. Write out Romans 6:23 on a piece of paper or a napkin: "For the wages of sin is death, but the gift of God is eternal life in Christ Jesus our Lord" (NIV). Then put your Bible away.

Ask Jeff if he would like to see a simple diagram based on this verse that will explain God's relationship with people.

WAGES

Circle the word “wages” and ask, “How would you feel if your boss refused to pay you the wages that were due to you?” Deep down, we all know that it is only right that we get what we deserve. Similarly, we earn “wages” from God for how we have lived our lives.

SIN

Draw a circle around “sin,” asking your neighbour Jeff what he thinks when he hears this word. You might explain that sin is more of an attitude than an action. It can be either actively fighting God or as simple as excluding Him from our lives. You can ask, “Has God ever seemed far away?” If he says “Yes”, you can explain that that’s one of the things sin does—it makes God seem far away. Now draw two opposing cliffs with a gap in between.

DEATH

Circle this word and ask what thoughts come to mind. Explain that death in the Bible always means some kind of separation.

BUT

While circling this word, mention that it is important because it means that a sharp contrast in thought is coming. What we have just looked at is the bad news; what comes next is the good news.

GIFT

Draw a circle around this word “gift”. Ask, “If wages are what a person earns, then what is a gift?” Remind Jeff that though every gift is free for the person receiving it, someone still has to purchase it.

OF GOD

Circle this and explain that the gift you are talking about is free. It is from God Himself. It’s so special that no one else can give it. Ask, “How do you feel when someone gives you a special gift?”`

ETERNAL LIFE

Circle these two words next, and then ask, “How would you define these words?” Contrast one side of the cliff, death, with the other side, eternal life. Ask, “What is the opposite of separation from God?”

CHRIST JESUS

Write these words so they create a bridge between the two cliffs. Help your friend to consider that just as every gift has a unique giver, only Jesus Christ can give the gift of eternal life.

TRUST

Write this word over the bridge you just drew. Explain that a true friend is a friend you can trust, and tell Jeff that Jesus is offering to be a true friend to him. All Jeff has to do is admit that he is responsible for his sin—either of fighting against God or excluding Him from his life. That is what trust means—trusting that Jesus wants to forgive us for rejecting Him from our lives.

WHAT NEXT?

At this point you can ask him or her if they want to start a relationship with God that will last forever. If they say “Yes”, invite them to pray the “Prayer for Salvation” at the end of chapter 1 “Salvation” of the One 2 One.

Invite them to use the One 2 One as a daily study and meet up weekly to review and affirm the lessons in the One 2 One.

TOOL#3 : ONE 2 ONE

The One 2 One is a great tool to engage people and systematically communicate the gospel to them. The obvious chapter that directly communicates the gospel is chapter 1 “Salvation”. At the end of the lesson, there are several probing questions to accurately ascertain the condition of the person’s relationship with God.

- TIPS:**
- **Open in prayer.**
 - **Weave in parts of your testimony**
 - **Have them read some scripture**
 - **Display book or app**
 - **Be comfortable with dead-air after questions**

WHAT NEXT?

If they say the ‘Prayer for Salvation’...woohoo!

If they are NOT yet ready to pray the ‘Prayer of Salvation’ but they are hungry to know more, then continue to meet with them weekly and go onto the following chapters.

The goal of going through the ONE 2 ONE with someone is not to finish the booklet (or App) – it’s to help them know and walk with God.



ONE 2 ONE Book & Phone App

TOOL#4 : THE TEST

The Test is a small tract in a black Kiwi design. This tract is a tool to have a conversation with a lost person and present the gospel by utilising the 10 commandments to (a) highlight their need for salvation and (b) to offer a way to receive forgiveness from God because He has a higher



standard of good than most human do. The stronger emphasis on the laws of God is helpful when encountering people who think they are good enough to get into heaven and people who think good works will save them.

TOOL#5 : THE GOD TEST (SIDE A)

THE GOD TEST is not only our “tool of choice” to bridge from an introductory conversation into a spiritual conversation but it can also be used as a tool to help us initially respond to atheists and agnostics. Before somebody can accept the love and grace of God, they must first understand that there is a God. Once someone accepts Jesus as Lord and Saviour and becomes a new disciple, take them through the One 2 One. Why? Because the One 2 One is our tool to initially establish the essential spiritual foundations in their heart.

TOOL#6: CIRCLE OF KNOWLEDGE

We Christians know that God exists but many around us doubt the existence of God. There are many reasons for that. Some rely upon science and feel that religious faith is completely irrelevant. Some may have suffered a faith crisis and have stopped believing in God altogether while others strongly oppose the idea of the existence of God. Whatever the person's story, if they are intellectually honest, the 'circle of knowledge' can move them towards God.

The intent of the 'circle of knowledge' is to move sceptical people from a position of 'God does not exist' to 'I don't know for sure that God does not'

1 Draw a circle

Inside the circle is all the current knowledge. Knowledge is increasing all the time – some experts say it is doubling every couple years. But let's just say that all knowledge is inside the circle.

2 (Do nothing)

The great Albert Einstein said that he estimated that he knew about 5% of all known knowledge. (He died in 1955)

Referring to your friend you could say, "You are highly intelligent, how much of all current knowledge do you think you know?" ...Wait for the answer.

3 Draw a narrow piece of pie and write 'xx%' inside it.

Thank them for their honesty. Recap, "So inside the circle is all known knowledge and you have told me that you think you know xx% of that,".

4 (Do nothing)

Go on to say, "I have one simple question. **(Could God be located over here ?)**

5 Draw a dot within the circle (but not inside the piece of the pie that represents their knowledge.

While drawing a dot in different places repeat the following question several times - "Could God be located over here?" ...Wait for the answer.

To reinforce the point that the Circle of Knowledge is making, you could use the following logical analogy.

To say that there is absolutely no gold in my home I would need to look everywhere for this to be a true statement. I would need to look behind everything, under everything, inside everything, on top of everything, etc. for that statement to be absolutely true.

In the same way, we would need to look for God everywhere in our entire universe to make an absolute statement that, “God does not exist”.

Total#7: WHERE IS THE EVIDENCE?

We live in an increasingly secular city in which many people reject faith in religion and prefer to ‘believe’ in science with its focus on empirical evidence. Unfortunately, this philosophy reduces a person’s perceived reality to only accepting things for which they have experienced (existential).

Some people even say, “If I can’t see it, then I won’t believe it.” Yet the same people probably believe that wind is real and that they have a perfectly functioning brain.

A bigger question is – “If you are expecting evidence for God, what kind of evidence would suffice?” i.e. We don’t know what we don’t know.”

Just because you can’t see it or haven’t experienced something doesn’t mean that it’s not real. Using a simple analogy as told on the video will challenge this thinking and introduce the possibility of the existence of God.

SUMMARY

Because people are valuable to God, we must intentionally and strategically engage our culture and community with the gospel. As we engage, we are choosing to be like Christ: leaving the ninety-nine and going after the one.

For I am not ashamed of the gospel, for it is the power of God for **salvation** to everyone who believes, to the Jew first and also to the Greek. **Romans 1:16 (ESV)**

DISCUSSION QUESTIONS

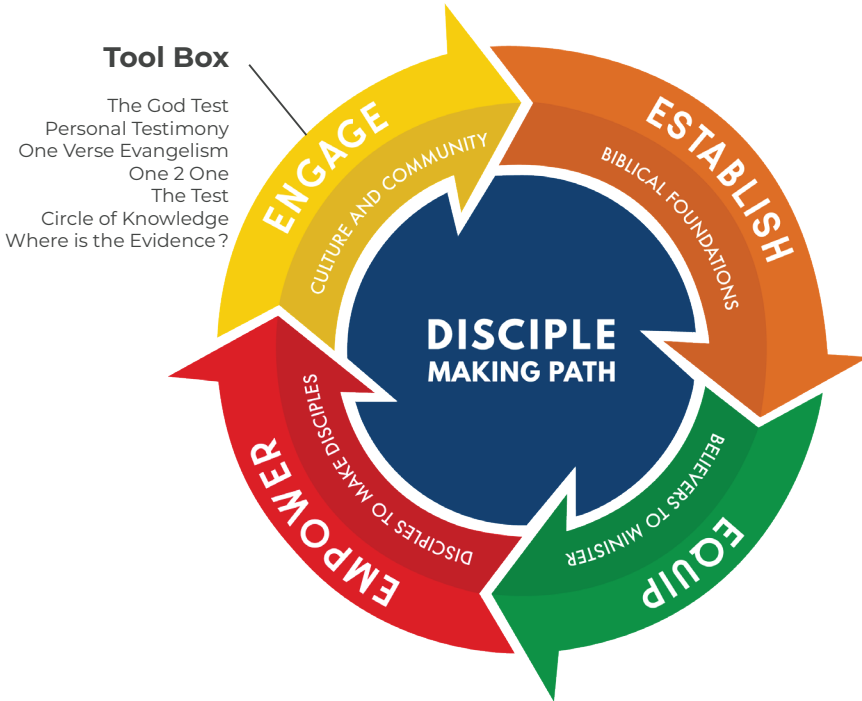
What is the best engage attempt you've ever seen? What is the worst engage attempt you've ever seen?

Would anyone accuse you of being a friend of sinners? Why or why not?

How are you actively and intentionally engaging your culture and community?

What's your Personal Testimony? To whom can you share the gospel?

OUR DISCIPLE MAKING PATH



KEY VERSES

Luke 15:1-7, 1 Corinthians 9:22

GOAL

Share the Gospel

ENVIRONMENTS

Anywhere, Connect Groups,
Weekend Services, Special Events

TOOLS

The God Test and “Tool box” including:
Personal Testimony, One Verse
Evangelism, One 2 One, The Test, Circle of
Knowledge and Where is the Evidence?.

CROSSING THE LINE

Somewhere between engaging and establishing a person in their new relationship with Jesus, that person must receive an inner revelation of the magnitude of their sin and the enormity of God's gracious solution for their sin. That revelation leads to repentance.

Or do you despise the riches of His goodness, forbearance, and longsuffering, not knowing that the **goodness of God leads you to repentance? Romans 2:4 (NKJV)**

It is important not to rush the journey of becoming a disciple of Jesus. Making strong disciples requires genuine understanding and repentance. Making strong disciples requires individuals to take time to count the **cost of following Christ**.

And whoever does not bear his cross and come after Me cannot be My disciple. For which of you, intending to build a tower, does not sit down first and **count the cost...**

Luke 14:27-28 (NKJV)

HOW DO YOU KNOW IF SOMEONE IS TRULY SAVED?

Because mental ascent, religious forms and attending church events can make someone appear to be saved, we need to understand the basic essentials that should be present in someone who is born-again. Or to put it another way, **do you see fruits of repentance in their life?** A person who has genuinely repented is never left unchanged.

Therefore, if anyone *is* in Christ, *he is* a new creation; old things have passed away; behold, all things have become new **2 Corinthians 5:17 (NKJV)**

EVIDENCE THAT YOU HAVE CROSSED THE LINE OF FAITH!

1 GODLY SORROW

Godly sorrow is genuine sorrow over sin and remorse for offending God. Worldly sorrow is feeling guilty because we got caught, or because someone may think less of us. **2 Corinthians 7:10, Psalm 38:18, Matthew 27:5**

2 LOVE FOR JESUS

Experiencing the power of God's forgiveness should produce a profound and growing gratitude and love for Jesus.

1 Thessalonians 1:9-10, 1 Chronicles 16:34, Matthew 22:37

3 CHANGING DESIRES

Being born-again (or spiritually regenerated) means that we have a new nature and new desires. We were once dead, but now we are alive! Real change is produced **NOT** by external conformation but internal spiritual transformation. Once saved the 'new creation' should desire to read their Bible, prayer, attend church, avoid known sin and seek to fulfil the great commission.

Ephesians. 2:1-5, Colossians 1:21, Hebrews 9:14

4 GROWING OBEDIENCE

A growing faith and trust in God, fuelled by a love for God, will respond in submission to the convicting power of the Holy Spirit. While we may make mistakes, it is concerning if there is an unwillingness to obey God when faced with known sin.

Proverbs 3:5-6, Galatians 5:16-21, Matthew 7:24-27

WHAT IF THEY ARE NOT SAVED?

If they think they are saved, but there is **NO** godly sorrow, **NO** love for Jesus, **NO** changing desires and **NO** growing obedience, then they are not. If at this point you realise that the person you are working with is not actually saved, what do you do?

- Continue to meet with them and love them
- Before you meet, pray that the eyes of their understanding would be enlightened (Eph. 1:18)
- Re-explain and re-present the gospel (with a clear emphasis on the law)
- Pray for them
- Encourage them to attend a Connect Group and our weekend services
- If there is a language constraint, refer them to a church member who speaks their language.

5 ESTABLISH

FACADES or FOUNDATIONS?

Everyone then who hears these words of mine and **does them** will be like a wise man who built his house on the rock. And the rain fell, and the floods came, and the winds blew and beat on the house, but it did not fall, because it had been founded on the rock. And everyone who hears these words of mine and does not do them will be like a foolish man who built his house on the sand. And the rain fell, and the floods came, and the winds blew and beat against that house, and it fell, and great was the fall of it. **Matthew 7:24-27 (ESV)**

It is not enough to engage the lost. If we want to make disciples, we must **establish** biblical foundations. Foundations are not the most exciting part of a building project, nor are they the most attractive part of the finished building. Yet, they are vitally important, determining both the strength and the ultimate size of the building. The same is true with biblical foundations. These often unseen foundations predict future growth and determine the potential for spiritual life.

The first goal once saved, is to establish biblical foundations in the life of each disciple. The following scriptures teach three important truths about foundations.

1. _____ [1] **is the ultimate foundation.**

For no one can lay a foundation other than that which is laid, which is **Jesus Christ. 1 Corinthians 3:11 (ESV)**

2. _____ [2] **establishes biblical foundations.**

Everyone then who hears these words of mine and **does them** will be like a wise man who built his house on the rock. And the rain fell, and the floods came, and the winds blew and beat on the house, but it did not fall, because it had been founded on the rock. **Matthew 7:24,25 (ESV)**

3. _____ [3] **is foundational.**

But God's firm foundation stands, bearing this seal: "The Lord knows those who are his," and, "Let everyone who names the name of the Lord depart from iniquity."

2 Timothy 2:19 (ESV)

ESTABLISH BIBLICAL FOUNDATIONS

If we want to make strong disciples, we must establish them in the faith, the Word, prayer, and church family.

1. Establish in the _____ [4].

The starting point for disciples is building their lives on Jesus – the ultimate foundation upon which everything else is built.

According to the grace of God given to me, like a skilled master builder I laid a foundation, and someone else is building upon it. Let each one take care how he builds upon it. For no one can lay a foundation other than that which is laid, **which is Jesus Christ. 1 Corinthians 3:10,11 (ESV)**

Establishing someone in the faith looks different for different people in different contexts – but it always involves **repentance**, faith **in Jesus**, and **baptism** in water and the Holy Spirit.

And Peter said to them, “Repent and be baptized everyone of you in the name of Jesus Christ for the forgiveness of your sins, and you will receive the gift of the Holy Spirit.”

Acts 2:38 (ESV)

2. Establish in the _____ [5] and _____ [6] .

After the person is established in the faith, the next step is to start a personal habit of daily Bible reading and prayer. No one can survive the storms of life without deep roots in God’s Word.

Everyone then who hears these words of mine and does them will be like a **wise man** who built his house on the rock. And the rain fell, and the floods came, and the winds blew and beat on that house, but it did not fall, because it had been founded on the rock. **Matthew 7:24,25 (ESV)**

Like new born infants, long for the pure spiritual milk, that by it you may **grow** up into salvation... **1 Peter 2:2 (ESV)**

And they devoted themselves to the apostles’ **teaching** and the fellowship, to the breaking of bread and the **prayers**. **Acts 2:42 (ESV)**

3. Establish in the _____ [7] family.

When Jesus called His first disciples to follow Him, they had to follow along with other disciples. They were added to the group, His small community of cross-carrying disciples.

A new command I give you: **Love one another**. As I have loved you, so you must love one another. By this all men will know that you are my disciples, if you love one another. **John 13:34,35 (NIV-1984)**

When Jesus ascended to heaven, His disciples continued to meet together, understanding that living in community was essential for enduring persecution and for obeying Jesus' command to make disciples of all nations.

So those who received his word were baptized, and there were **added** that day about three thousand souls.

Acts 2:41 (ESV)

DISCUSSION QUESTIONS

- Who helped you establish foundations when you first started following Jesus?
- How did they help you establish foundations?
- How can you help others establish foundations?

Notes:

ESTABLISH TOOLS

THE ONE 2 ONE is the first tool ENAC uses to establish people in their new relationship with God. The One 2 One is to be studied privately as a daily devotional then reviewed and discussed with a discipler each week. **Refer to the next section for HOW TO DO THE ONE 2 ONE? and FAQ**

THE PURPLE BOOK is a 12-part Bible study that helps believers stand firm and grow strong in the Christian life. This is best done as the daily devotional, rather than reading large portions of a book of the bible.

WATER BAPTISM is a special event that usually happens during our Weekend service every 10-16 weeks. Participants don't have to be members of our church but they do need to be saved and have completed up to and including the "Baptism" chapter of the One 2 One.

BAPTISM OF THE HOLY SPIRIT is a special gift that the believer is promised and will have after they seek it from God. This is usually done as the disciple or minister prays for the believer.

CHURCH FAMILY CLASS is for anyone who would like to know more about our church and meet some of our leaders.

FREEDOM WEEKEND is a life-changing encounter with God that helps participants understand and walk in the freedom Christ won for us on the cross.

HOW TO DO THE ONE 2 ONE [and FAQ]

Each lesson in One2One has a key verse, several points supported by scripture, and personal application questions. The chapters are designed to be audibly read to the person you are following up. Each ONE2ONE session should last from fifteen to sixty minutes, depending on how much time you have. Following are some principles in doing ONE2ONE.

1 PRAYER IS IMPORTANT

Pray before the ONE2ONE meeting. Remember that it is the Holy Spirit who changes the person, not you or the material.

It would be good to ask them about the last topic and how they applied it.

Pray at the close of the ONE2ONE meeting. It is a way of teaching them how to talk to God by showing them how.

2 BE FLEXIBLE WITH THE HOLY SPIRIT

The goal is to make a disciple, not to finish the material.

You can always finish a chapter another time but you may not have the opportunity again to minister to that person's current need.

3 UNDERSTAND THE LESSON

Make sure they understand the lesson.

Turn one page at a time(or scroll slowly).

Have the person read the Bible verse occasionally.

Read, comment, and make illustrations as much as possible.

4 ENCOURAGE PERSONAL APPLICATION The goal is not the transfer of information but the application of God's Word.

FREQUENTLY ASKED QUESTIONS ABOUT THE ONE2ONE

Should I go over the “personal application” section each time? Absolutely! While it may only take fifteen minutes to read through the chapter and make a few comments, the application questions may take from five to fifteen minutes. This is where you can evaluate the progress of your disciples and offer specific and practical help where they need it most.

Should ONE2ONE begin only after someone has received Christ as Lord and Saviour? No. ONE2ONE is designed to be used with anyone who is interested to learn about Jesus, no matter if they have prayed to receive Christ or not. If someone is open to the gospel and is willing to meet with you, then start with chapter one, “Salvation” and continue chapter by chapter as long as they will meet with you. If someone has already prayed the sinner's prayer, you start at the “Salvation” section also.

Who is qualified to do ONE2ONE? Every Christian should be involved in making disciples. As soon as a new Christian has been through ONE2ONE, he or she should be able to share it with others.

How often should I meet with the person I'm doing ONE2ONE with? The first ONE2ONE meeting should be as soon as possible after a person surrendered his or her life to Christ. Then try to meet weekly after that.

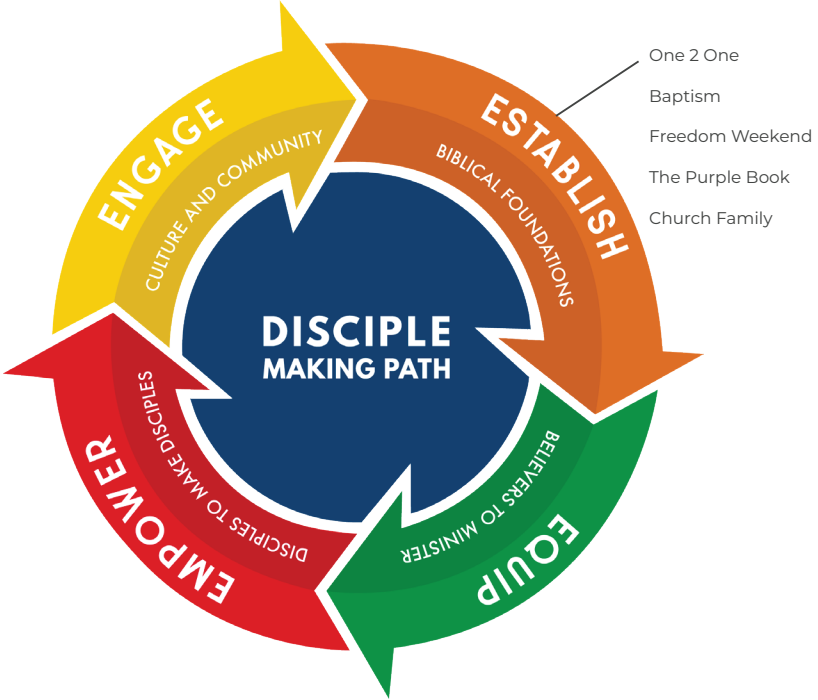
Does ONE2ONE always have to be one on one? No. ONE2ONE and discipleship can be effectively done in a small group, but it must be personal. You can even have another disciple that you are training to observe and assist you as you follow up with a new believer.

SUMMARY

Like the Tower of Pisa, too many Christians are leaning and falling, not because of the intensity of the storms, but because of weak foundations. It is not enough to have a good facade; we must build strong foundations on Christ by establishing believers in the faith, the Word, prayer and church family.

OUR DISCIPLE

MAKING PATH



- KEY VERSES** Matthew 7:24-27 / 1 Corinthians 3:10
- GOAL** Establish in the Faith, Word, Prayer and Church
- ENVIRONMENTS** Connect Groups / Weekend Services
- TOOLS** One 2 One, The Purple Book, Baptism, Church family and Freedom Weekend.

6 EQUIP

MATURITY or MINISTRY ?

All this is from God, who through Christ reconciled us to himself and gave **us** the ministry of reconciliation; that is, in Christ. God was reconciling the world to himself, not counting their trespasses against them, and entrusting to **us** the message of reconciliation. **2 Corinthians 5:18-19 (ESV)**

We hear the phrase all the time: ‘Every member a minister.’ Yet because of our performance-driven culture, we often have little tolerance for the messiness of the equipping process. We do church as if only professional ministers should do ministry.

However, the biblical job description for professional ministers-apostles, prophets, evangelists, pastors, and teachers is to **equip** believers to minister, then get out of their way.

DISCIPLESHIP MYTHS

Here are three popular discipleship myths propagated by thousands of well-meaning pastors and professional religious leaders that have paralyzed and imprisoned millions of believers all over the world about the truth of mentoring, ministry, and maturity.

And he gave the apostles, the prophets, the evangelists, the shepherds and teachers, to **equip the saints** for the work of ministry, for building up the body of Christ, until we all attain to the unity of the faith and of the knowledge of the Son of God, to mature manhood, to the measure of the stature of the fullness of Christ. **Ephesians 4:11-13 (ESV)**

Paul, who started ministering to others as soon as he had his life-changing encounter with Jesus, wrote about the link between ministry and maturity in his letter to the Ephesians.

1 Mentors

And he gave the apostles, the prophets, the evangelists, the shepherds and teachers. **Ephesians 4:11 (ESV)**

The Myth: My pastor's primary role is to _____ [1] to me.

This myth causes church people to demand that pastors spoon feed them and meet all their spiritual needs, turning pastors into spiritual pseudo-superheroes and regular Christians into passive spectators at religious shows.

The Truth: My pastor's primary role is to _____ [2] me to minister.

A pastor's job is not primarily to minister to people but equip people to minister to others. Life, church, and ministry are not primarily about the people in the pews. They are about God and others.

2 Ministry

...to equip the saints for the work of **ministry**, for building up the body of Christ **Ephesians 4:12 (ESV)**

The Myth: I'm _____ [3] yet ready to be used by God.

This myth convinces people they don't pray enough, aren't mature enough, don't know enough Bible verses, have too many past sins and are too young (or old) to engage in ministry.

The Truth: God is _____ [4] to use me.

While some members may not feel ready yet, God is ready to use them now. Even if they are too young or lost their temper yesterday and used a word the pastor would never use on Sunday, God wants to use them.

3 Maturity

...until we all attain to the unity of the faith and of the knowledge of the Son of God, to **mature** manhood, to the measure of the stature of the fullness of Christ...

Ephesians 4:13 (ESV)

The Myth: No one should _____ [5] until he or she is mature.

This myth convinces believers that before they even attempt to minister to others, they need at least ten years of experience and a framed certificate on their wall. Only then would they possibly be mature enough to be used by God.

The Truth: We will _____ [6] as we minister.

EQUIP TOOLS

DISCIPLEMAKERS WORKSHOP is an interactive workshop to equip believers to minister and help others find and follow Jesus.

LEAD 101 is designed to equip emerging leaders and ministers to influence their world for Jesus. The curriculum covers basic biblical training, practical ministry training and leadership training so each emerging leader discovers their divine calling from God. The training will equip members for leading connect groups, church leadership roles, and vocational callings. Participants need to have completed the One 2 One, the Purple book and Disciplemakers Workshop.

SUMMARY

Because every believer is called to minister, we must be equipped in basic ministry skills. We, not just the pastors and paid ministers, are called to do the work of the ministry. God is ready to use us and mature us as we minister.

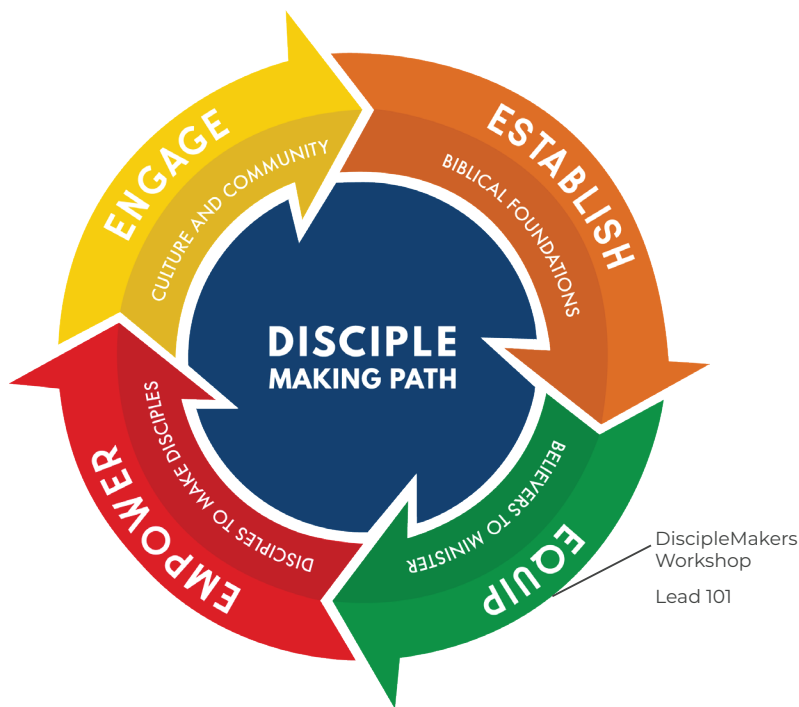
DISCUSSION QUESTIONS

What excuses have you used in the past to prove that you weren't yet ready to minister?

Which discipleship myths have you believed in the past? Why?

OUR DISCIPLE

MAKING PATH



KEY VERSES	Matthew 4:19 / Ephesians 4:11-13
GOAL	Equip in Basic Ministry Skills
ENVIRONMENTS	Connect Groups, Weekend Services, Workshop/Classes
TOOLS	Disciplemakers Workshop, Lead 101

7 EMPOWER

PROFESSIONALS or VOLUNTEERS?

And he called the twelve together and gave them **power and authority** over all demons and to cure diseases, and he sent them out to proclaim the kingdom of God and to heal. **Luke 9:1-2 (ESV)**

Equipping provides the necessary skills and knowledge to perform a task. Empowering provides the opportunity and encouragement to apply those skills and knowledge.

Jesus modelled an empowering leadership style. He was never content for the disciples to simply follow Him as spectators but was intent on empowering them to do what He had been doing. He went so far as to say that they would do even greater works after He had gone back to the Father (John 14:12).

In order for us to **empower** disciples to make disciples, we must understand three principles about empowering:

1 Empower as _____ [1] as possible.

Acts 9 tells the story of a man who in a matter of days went from Saul the persecutor to Paul the preacher. Imagine if Ananias, who first discipled Paul, had told Paul that he needed to wait several years to mature before he could preach the gospel. How different would the story of the church in Acts be?

But Saul, still breathing threats and murder against the disciples of the Lord, went to the high priest and asked him for letters to the synagogues at Damascus, so

that if he found any belonging to the Way, men or women, he might bring them bound to Jerusalem...

And immediately something like scales fell from his, eyes and he regained his sight. Then he rose and was baptized; and taking food, he was strengthened. For some days he was with the disciples at Damascus. And **immediately** he proclaimed Jesus in the synagogues, saying, 'He is the Son of God.'

Acts 9:1-2, 18-20 (ESV)

2 _____ [2] happens before, during, and after empowering.

Though Paul began to preach almost immediately after his conversion, he did spend several days with the believers in Damascus being established and equipped before he began to preach.

Then he rose and was baptized; and taking food, he was strengthened. For some days he was with the disciples at Damascus. And immediately he proclaimed Jesus in the synagogues, saying, 'He is the Son of God.' **Acts 9:18-20 (ESV)**

After equipping, empowering and sending out His disciples, Jesus always had debriefing sessions when His disciples returned. They reported victories and defeats. They asked questions. Jesus corrected their lack of faith and their selfish attitudes.

And he called the twelve together and gave them power and authority over all demons and to cure diseases, and he sent them out to proclaim the kingdom of God and to heal... On their return the **apostles told him** all that they had done. And he took them and withdrew apart to a town called Bethsaida. **Luke 9:1-2,10 (ESV)**

The equipping process did not end when they were empowered; it continued and intensified after they were empowered.

3. Empowering is risky but _____ [3]

Often the underlying fear behind our hesitancy to empower disciples is the fear that they will make mistakes in ministry. Of course, they will. Didn't Peter? Didn't John? Didn't Paul? Didn't you?

Mistakes in ministry are not optional – they are required. `

As leaders, it is important to create empowering environments where believers are encouraged to take risks and make mistakes in an effort to make disciples. In these kinds of environments, disciples can learn from their mistakes, be equipped, be encouraged and try again.

THE ULTIMATE SOURCE OF POWER

You are witnesses of these things. And behold, I am sending the promise of my Father upon you. But stay in the city until you are clothed with **power** from on high. **Luke 24:48-49 (ESV)**

Therefore go and make disciples of all nations, baptizing them in the name of the Father and of the Son and of the Holy Spirit, and teaching them to obey everything I have commanded you. And surely I am with you always, to the very end of the age. **Matthew 28:19-20 (NIV)**

The primary purpose of receiving the power of the Holy Spirit is to be a witness of Jesus. A witness is someone who not only tells the truth but also lives the truth. Many Christians think that the power of the Holy Spirit is only to be contained in a Christian meeting and manifests Himself with goosebumps or uncontrollable shaking and laughter. While these may occur, the primary purpose of the power is to be a witness or to engage the culture and community.

But you will receive **power** when the Holy Spirit comes on you; and you will be my witnesses in Jerusalem, and in all Judea and Samaria, and to the ends of the earth.

Acts 1:8(NIV)

Ultimately, the power to obey Jesus' command to go and make disciples comes from God. Without the Holy Spirit, obedience to this command would be impossible.

EMPOWER TOOLS

UNLEASH AND OTHER CONFERENCES are gatherings of Connect Group leaders for sessions of inspiration and encouragement.

SUMMARY

Because Jesus expects all disciples to make disciples, we must not only be equipped but also be empowered to make disciples. Ministry isn't just for professionals. Rather, it is for every believer who has been empowered by the Holy Spirit to unashamedly proclaim Christ.

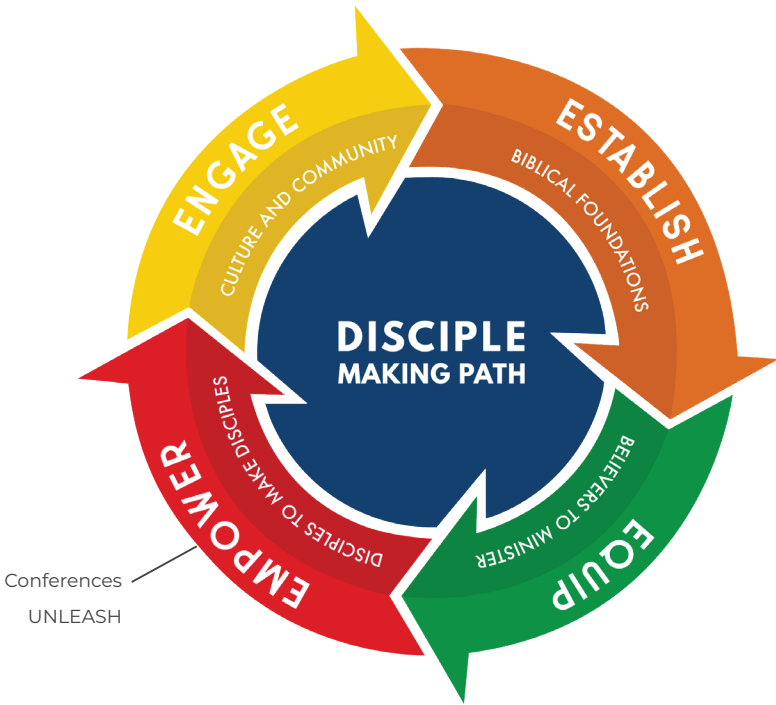
DISCUSSION QUESTIONS

- Why is an empowering discipleship culture important?
- Are you okay with mistakes? Why or why not?
- How effective are you at empowering disciples?

Notes:

OUR DISCIPLE

MAKING PATH



KEY VERSES

Matthew 28:19,20 / 2 Timothy 2:2

GOAL

Make Disciples with Confidence and Competence

ENVIRONMENTS

Connect Groups, Weekend Services

TOOLS

UNLEASH Conferences

MAKING DISCIPLES

THROUGH CONNECT GROUPS

Q: WHY CONNECT GROUPS?

A: THEY ARE OUR **PRIMARY** DISCIPLE MAKING ENVIRONMENT

We at Every Nation Auckland City(ENAC) have made a unanimous and strategic decision that discipleship is best done in and through small groups – which we call **Connect Groups**.

In early 2015, the Elders realised that we needed to clarify **definitions**, build clear disciple-making **processes** and build a strong discipleship **culture** throughout our church. This was because most of our church members were actually not making disciples. At the end of 2015, after almost a year of due diligence, it was jointly agreed that we needed to **intentionally** build a growing and missional network of connect groups across our city.

We philosophically and biblically believe that discipleship is done best in small groups as modelled by Jesus. So from ENAC's perspective, 'Connect Groups' and 'Discipleship' are synonymous terms. Connect Groups have the capability and capacity to fulfill the 4 'E's principles that are taught in this workshop.

Consequently, Connect Groups are the primary environment where we:



Connect Group benefits at a glance:

- Great environment to raise leaders and ministers.
- Is easily reproducible.
- Easily contextualised to a specific language, interest, location and time.
- Offers a more attractive environment for the unchurched.

8 WHAT IS A CONNECT GROUP?

Seeing the crowds, he went up on the mountain, and when he sat down, his disciples came to him. And he opened his mouth and **taught** them, saying... **Matthew 5:1,2 (ESV)**

Jesus made disciples in small groups. He also ministered to the individual disciple when the need arose. Small group discipleship and one-on-one discipleship is not either-or, but both-and. Jesus did both. Rather than discipling twelve men individually and independently of each other, He built relationships among His disciples. When one needed private ministry, He ministered to that man privately, but most of their discipleship was in a group environment. It was not enough for disciples to just relate to Jesus, they had to also relate to each other. Just like Jesus, we must learn to minister to the twelve and to the one, to the group and to the individual.

SMALL GROUP MINISTRY IN THE BIBLE

The Bible has many examples of small group ministry in both the Old and New Testaments.

When Jethro, Moses' father-in-law, saw that Moses was carrying the burden of leadership by himself, he gave his son-in-law good advice: do not try to do ministry alone. Thankfully, Moses listened to Jethro.

Moses' father-in-law said to him, 'What you are doing is not good. You and the people with you will certainly wear yourselves out, for the thing is too heavy for you. You are not able to do it alone. Now obey my voice; I will give you advice, and God

be with you! You shall represent the people before God and bring their cases to God, and you shall warn them about the statutes and the laws, and make them know the way in which they must walk and what they must do. Moreover, look for able men from all the people, men who fear God, who are trustworthy and hate a bribe, and place as chiefs of **thousands**, of **hundreds**, of **fifties**, and of **tens**...' So Moses listened to the voice of his father-in-law and did all that he had said. Moses chose able men out of all Israel and made them heads over the people, chiefs of **thousands**, of **hundreds**, of **fifties**, and of **tens**. **Exodus 18:17-21,24,25 (ESV)**

The early church in the book of Acts met both in homes and the temple.

And day by day, attending the temple together and breaking bread in their **homes**, they received their food with glad and generous hearts... **Acts 2:46 (ESV)**

WHAT IS A HEALTHY CONNECT GROUP?

The **CONNECT** group is the _____ [1]
environment for discipleship in ENAC.

There are many different ideas about church discipleship groups. So to help us understand what a connect group is, we must first understand what it is not.

A CONNECT group is not a...

- _____ [2] care group where each person comes to talk about problems and focus on personal pastoral care.
- _____ [3] Bible study where each person comes to listen to and learn from a Bible expert.
- _____ [4] social time where each person comes to meet Christian friends.
- Spiritual gift _____ [5] group where people can try out spiritual gifts on each other.
- _____ [6] group where everyone goes through a spiritual checklist.
- _____ [7] service complete with worship, offerings, and preaching.
- _____ [8] group where Christians gain more knowledge.

People in a healthy connect group may meet needs, study the Bible, and fellowship with each other, but the primary purpose is to make disciples. The Connect Group meeting is just a part of the overall discipleship ministry in the life of the church. For a Connect Group to truly be healthy and successful, ministry and relationships must extend beyond the meeting.

WHAT IS A CONNECT GROUP MEETING?

A Connect Group meeting lasts from sixty to ninety minutes every week or fortnight to help one another **follow** Jesus, **fish** for people, and **fellowship** with other believers.

CONNECT GROUPS

DISCIPLESHIP MINISTRY	CONNECT GROUP MEETING
Anywhere	1 Day A Week/Fortnight
Anytime	60-90 Minutes
As Required	Specific Time/Specific Place

While it is important to learn to properly lead a Connect Group meeting, it is more important to learn to minister to people.

A Connect Group meeting can be sermon-based or interest based.

Sermon-based = Discussions that apply to a previous ENAC sermon. (Sunday +)

Interest-Based = A book, common interest topic, etc.

SUMMARY

A Connect Group is more than just another meeting. It is the primary environment for discipleship in ENAC. It's where we follow Jesus, fish for people and fellowship with other believers. A healthy and successful Connect Group goes beyond a weekly or fortnightly meeting to discipleship, which takes place anytime, anywhere, seven days a week, twenty-four hours a day. Connect Group ministry is the primary place for **engaging, establishing, equipping, and empowering disciples.**

DISCUSSION QUESTIONS

- How has a Connect Group helped you grow in your relationship with God?
- What are the benefits of being in a Connect Group?
- What is the relationship between discipleship ministry and the Connect Group meeting?

Notes:

9 HOW TO LEAD A CONNECT GROUP MEETING

A connect group meeting has four sections:

- **Warm Up**
- **Word**
- **Application**
- **Prayer**

Ideally, a Connect Group meeting lasts from sixty to ninety minutes. It is better for the people to leave the Connect Group meeting wishing it had been longer than to leave wishing it had been shorter. Those who wish it was longer will look forward to coming back next time. Those who wish it was shorter may never come back, or they will make it shorter by coming late. Therefore, better too short than too long.

1 _____ [1]

Each Connect Group meeting begins with a warm-up question. The warm-up is designed to give everyone a chance to speak. It helps people connect with and get to know each other and will last for 10-15 minutes.

A Connect Group leader (or intern) should introduce the warm-up question and encourage everyone to answer.

WHY DO A WARM-UP?

- Creates a sense of belonging
- Drops one's guard
- Expresses opinion

The warm-up question should be related to the topic in some way, but it should not require any Bible knowledge to answer. The warm-up is designed to help visitors drop their guard.

For those who object to using a warm-up question on the grounds that it is childish or unspiritual, consider this: if it was good enough for Jesus, then it is good enough for us. Jesus asked, “Who do men say that I am? Who do you say that I am?” Pretty good warm-up question. There’s no right or wrong answer, Jesus simply asked for their opinion.

Following are a few tips to help the Connect Group leader during the warm-up time:

- For sermon-based groups – Each lesson includes a few warm-up questions
- Use only one warm-up question for one Connect Group meeting
- If the lesson takes more than one Connect Group meeting to complete, use a different warm-up question each week
- Feel free to make your own warm-up question
- Encourage everyone to answer
- Good warm-up questions:
 - Have no right or wrong answers
 - Ask for an opinion or experience
 - Require no Bible knowledge
 - Are not controversial
 - Are connected to the topic

2. _____ [2]

The Word time is a 15-30 minute teaching on the text or topic of the week.

"I just look for the plain meanings in Scripture. Why? In the obvious sense of the Bible I find renewal, comfort, energy, adequacy, genuine learning." - **Martin Luther**

The following are a few tips to help the Connect Group leader during the Word time:

- Don't pretend to be an expert or a Bible know-it-all. How much of the Bible you obey is much more important than how much you know.
- The Connect Group leader is the guide, chairperson, the leader (meaning the one who goes first and sets the example for others to follow) and a participant. The Connect Group meeting is more than a Bible study. It requires a good leader, **not an expert teacher.**
- Let the Bible speak for itself.
- Remember, the goal is to minister to the needs of the people, not to finish a Bible lesson, so be led by the Spirit, not by the material.
- Use relevant illustrations and tell short stories to help explain the Bible verses.

Other specifics for sermon based connect groups:

- Each lesson begins with key verses and introductory comments, which can be read out loud or summarised.
- Each lesson usually has three main points, followed by a verse, comments, and/or questions.

- Some lessons are too long to complete in one meeting. Take two, three or four weeks, if necessary.

All Scripture is breathed out by God and **profitable** for teaching, for reproof, for correction, and for training in righteousness, that the man of God may be complete, equipped for every good work. **2 Timothy 3:6,17 (ESV)**

Do not be conformed to this world, but be **transformed** by the renewal of your mind, that by testing you may discern what is the will of God, what is good and acceptable and perfect.

Romans 12:2 (ESV)

3. _____ [3]

In a Connect Group meeting, we teach the Bible so people can apply it, not so they can know it. The whole point of the teaching is practical application and should take around 10-15 minutes. Everyone is encouraged to share how they will put the lesson into practice.

Studying the Bible in a Connect Group meeting is about application, not information.

Following are a few tips for the application time:

- Each lesson includes application questions. Choose one or two.
- Feel free to add your own questions.
- Prepare your intern or another Connect Group member to answer the application question, to set the example for others to follow.

- Ask the application question and designate who will answer first. Otherwise, everyone will stare at their feet, waiting for some brave soul to speak up first.
- Do not allow people to argue with or be critical of others. Remind everyone to apply the lesson to their own lives, not someone else's.
- Connect Group leaders must call out to God for wisdom to know when to balance or correct weird or unbiblical applications. Insensitive correction or criticism can kill the group, as can unchecked heresy.

But be **doers** of the word, and not hearers only, deceiving yourselves. For if anyone is a hearer of the word and not a doer, he is like a man who looks intently at his natural face in a mirror. For he looks at himself and goes away and at once forgets what he was like. But the one who looks into the perfect law, the law of liberty, and perseveres, being no hearer who forgets but a doer who acts, he will be blessed in his doing. **James 1:22-25 (ESV)**

Everyone then who hears these words of mine and **does them** will be like a wise man who built his house on the rock. And the rain fell, and the floods came, and the winds blew and beat on that house, but it did not fall, because it had been founded on the rock. And everyone who hears these words of mine and **does not do them** will be like a foolish man who built his house on the sand. And the rain fell, and the floods came, and the winds blew and beat against that house, and it fell, and great was the fall of it. **Matthew 7:24-27 (ESV)**

4. _____ [4]

Prayer is probably the most important part of the Connect Group meeting and takes about 10-15 minutes. Make sure you have plenty of time left, so your prayer time is not rushed.

Following are some tips for prayer during the connect group meeting:

Keep your prayers simple, sincere, and short. Most non-believers have never heard an ordinary Christian just talk to God. Most will be touched by their simplicity and sincerity.

Use conversational prayer, not complicated or profound, warfare prayer.

Pray, don't preach. Encourage each person to pray simple sentence prayers, not loud sermon prayers or long dissertations of theology addressed to God, designed to impress the less spiritual.

Pray in a known language. Stick with English, Tagalog, Samoan, Tongan, Afrikaans, Hindi, Chinese, Japanese, Korean or some other known human tongue. Avoid tongues of angels and especially that strange dialect spoken with various accents all around the kingdom called "Christianese." Most new believers and non-Christians don't understand tongues of angels or tongues of the overly religious.

Listen! Keep one ear turned to whoever is praying at the moment and the other to the Holy Spirit. Listen carefully during the warm-up question time for things that may need prayer.

Be creative. Don't pray in the same way and the same order every time. Consider praying in smaller groups e.g: by gender, language, age, etc...

Expect spiritual gifts to manifest during prayer time, especially words of encouragement, healing, discernment, and faith.

If in a public space, be aware of your surroundings. Use wisdom if you close your eyes when you pray and also be careful with laying of hands. The strangers sitting near might think you are a cult.

LOOK WHO'S TALKING	
Warm-up (10-15 minutes)	Everyone
Word (15-30 minutes)	Leader or intern only
Application (10-15 minutes)	Everyone
Prayer (10-15 minutes)	Everyone

PREPARE FOR THE CONNECT GROUP MEETING:

Leading a Connect Group well requires preparation for the Connect Group meeting. Here are some tips:

- Choose the Connect Group material, either sermon-based materials or materials by topic. (Sermon-based materials are available either from ENAC website, mobile application or Connect Group Leaders Facebook group.)
- Review the content at least a day before the Connect Group meeting. This will help you be more confident in leading the meeting.

- Spend time reading and meditating on the scriptures.
- Choose the questions that will best fit your group.
- Pray for those who will attend and ask God to use you to minister to them and for them to grow in their relationship with God.
- Remind the group about the time/location.
- If children are present, prepare an activity and supervision for them so interruptions and distractions are minimised.

HOW TO KILL A CONNECT GROUP:

Discipleship through Connect Groups works as you remain faithful in **engaging, establishing, equipping, and empowering** participants to follow Jesus, fish for men & fellowship with other believers. As simple as it is, there are several ways to **kill** a Connect Group:

- Collecting _____ [5] and offerings.
- Mixing _____ [6] with Connect groups.
- Mixing _____ [7] with Connect groups.
- _____ [8] ministry to the opposite sex.
- _____ [9].
- _____ [10] money.
- _____ [11] speakers.
- _____ [12] of any para-church ministry or any event, spiritual or secular, through Connect Groups.
- Handling of _____ [13] cases. (i.e. those that need professional, medical, or legal counsel. Refer such needs to your connect coach or Pastor.)
- Repeatedly starting late and going way overtime.

SUMMARY

The Connect Group has four sections. Warm-up, Word, Application and Prayer. The meeting is designed to last from sixty to ninety minutes. Each section is essential to the long term success of the connect group.

DISCUSSION QUESTIONS

- Why is application more important than information? How is a Connect Group more important than a Bible Study?
- Why is the Word important? How confident are you in preparing and sharing the Word?

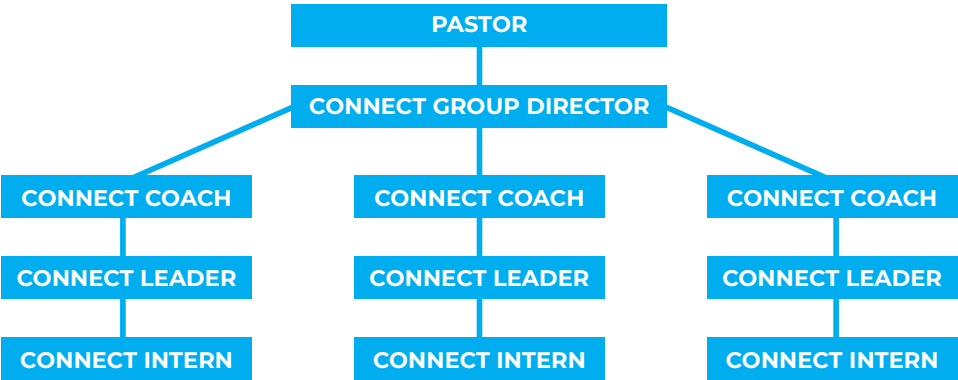
Notes:

10 WHO CAN LEAD A CONNECT GROUP

Moses solved his ministry overload problem by establishing small groups. With the help of Jethro, he realised he needed to set up and release ministry responsibility to leaders of thousands, hundreds, fifties, and tens. In other words, Moses needed to establish team ministry and effectively train leaders.

To be an effective team, each member needs to know his or her role. In this chapter, we will look at the responsibilities and roles of Connect Group coaches, leaders and interns, and how we can raise more leaders in our connect groups.

CONNECT GROUP LEADERSHIP STRUCTURE



CONNECT COACH RESPONSIBILITIES

GROW – the Connect Group Leader

- Provide support, strength, care, and encouragement to the leader; first their personal life and then their leadership life. This would involve regular contact face to face (at least once a month), personal visitation and over the phone. By growing the leader, the Connect Group will also grow.
- Work with the Connect Group leader to identify and equip potential Connect Group interns.

GATHER – the unconnected

- Promote ways to connect all unconnected people within the church and beyond.
- Work closely with the Connect Group director to identify and birth new Connect Groups.
- Review the Connect Group report to ensure that all within the group are connected to the church and being discipled.

GUIDE – the Connect Group director / pastor

- Provide wisdom on the overall development and growth of this vital ministry.
- Attend regular connect coach meetings for encouragement review potential growth and address any pastoral challenges.

CONNECT GROUP LEADERS

A Connect Group leader is a disciple who has been equipped and empowered to make disciples and develop leaders through Connect Group ministry.

All Connect Group leaders must be full of **FAITH:**

1. _____ [1]

They follow Jesus and help others follow Him as well.

2. _____ [2]

They are willing and able to serve.

3. _____ [3]

They have made ENAC their church home. (Church Family)

4. _____ [4]

They are humble and willing to learn, grow, and receive training and correction.

5. _____ [5]

They are passionate for God, His Word, His presence and His purpose.

CONNECT LEADER QUALIFICATIONS

MATURITY

- Member of Every Nation Auckland City
- Regular Celebration attendance at Every Nation Auckland City
- Consistent Tither
- Spiritual progression, not perfection (being part of a Coaching Group)
- Complete Disciplemakers Workshop

- MOTIVATION**
- To grow the group (engage the lost)
 - To grow the people (establish, equip,empower)
 - To lead alongside an intern within the group (leadership development) with the goal to multiply the group

CONNECT LEADER RESPONSIBILITIES

- INSPIRE**
- Facilitate discipleship for group members by either personally discipling a member or overseeing discipleship
 - Encourage engagement with non-believers
 - Encourage members to pray for each other and church specific needs.

- INVEST**
- Empower and grow interns to be Connect Leaders
 - Lead personal discipleship with group members (where applicable)
 - Prepare or source meeting study materials
 - Participate in all leadership huddles and Prayer & Worship evening

- INFORM**
- Communicate church announcement and events to the group
 - Escalate any special needs to Connect Coach or Pastors
 - Complete CG Report that depicts the quality and quantity of every meeting so we can strategically measure and plan.

- INVOLVE**
- Encourage every member to serve in at least one church ministry
 - Align group events with church events

INTERNS

An intern is a _____[6] Connect Group Leader who is currently serving with a Connect Group Leader. A healthy Connect Group has at least one intern.

It is important to understand the difference between an intern and an assistant. By definition, an intern isn't just there to help, but to learn and receive _____ [7] training. On the other hand, an assistant is just there to help.

The difference between interns and assistants is the difference between success and failure in discipleship ministry.

Interns should also be full of **FAITH: Faithful, Available, Involved, Teachable and Hungry.**

SUMMARY

Moses solved his leadership dilemma by raising and empowering more leaders. A strong and healthy church includes leaders and potential leaders that are full of **FAITH: Faithful, Available, Involved, Teachable, and Hungry.**

DISCUSSION QUESTIONS

- Have you led a Connect Group before? What was your experience?
- Do you currently lead/intern a Connect Group? If not, would you like to?
- Who can you identify as an intern in your Connect Group?

11 HOW TO START A CONNECT GROUP

To help others find and follow Jesus, start a Connect Group and empower new leaders.

START A CONNECT GROUP

Whether you are starting a Connect Group from scratch or are multiplying from an existing Connect Group, follow the 4 steps below.

1. _____ [1] one or two believers who desire to make disciples by reaching the lost.

Together, make a list of people who you can invite to a Connect Group. Meet once a week for one month with these believers to prepare for the Connect Group you want to start. On the days you will meet, it would be good to fast, share the vision of making disciples together, and pray for those you want to invite to the Connect Group. Pray for those on your VIP (Very Important People) List at the end of this chapter.

If you are the only believer you know of in your family, school, campus, neighbourhood or workplace, start by engaging with a friend or family member. Once they are saved and you have done One 2 One with two or three, you may start a Connect Group by bringing these believers together.

You can jumpstart a group once you have two people (leader and another) and the Connect Group will grow as the two of you pray for and reach out to lost family members, friends, and acquaintances.

2. _____ [2] your lost family members, friends, and acquaintances in your circle to lead them to God.

Intentionally build relationships with people and get to know them. Believe God for opportunities to invite your family members and friends.

3. _____ [3] for them.

Pray for the lost, and even the lost who attend church. Pray regularly for their salvation, and for opportunities to share the gospel with one of the tools from the Engage “toolbox”. Pray specifically for God to meet their needs and draw them closer to Him.

4. _____ [4] them to your Connect Group.

Engage the people you are praying for. Apply the **SALT** method, get to know them, and build relationships with them. As the opportunities arise, share the gospel. (Refer to chapter 4 on how to share the Gospel)

Be in faith as you invite them to your Connect Group. Remember to be clear and specific about the time, date, and place of your Connect Group, and **remind them to come beforehand**.

Believe that God will cause your Connect Group to grow and that together you will honour Him and make disciples

TIP: Discuss with your Connect Coach about establishing new Connect Group.

EMPOWER NEW LEADERS

Once you have established a healthy Connect Group that **engages, establishes, equips, and empowers** growth is inevitable. A Connect Group increases in number by engaging culture and community. Connect Group members will experience personal spiritual growth as they are established in the faith, church, Word, and prayer.

Interns are equipped and empowered with an understanding of basic ministry skills as they grow in confidence and competence to make disciples. You know it's time to multiply when a Connect Group grows larger than twelve people and it's too big for everyone to participate. Remember to equip and empower an intern who is full of **FAITH**.

INTERNSHIP PROCESS	I lead, you watch. I lead, you assist. You lead, I assist. You lead, I watch.
---------------------------	--

It's time to multiply when:

- 1, The _____ [5] is ready.
The group is consistently over twelve people.
- 2, The _____ [6] is ready.
The intern is confident and available.
- 3, The Connect Group _____ [7] is ready.
The Connect Group leader discerns the timing for the group and the intern.

THE VIP LIST

The following worksheet is designed to help identify people who you are believing to invite to your Connect Group.

**SOCIAL CONTACTS
(SPORTS, CLUBS, HOBBIES)**

RELATIVES

FRIENDS



WORK / CLASS MATES

NEIGHBOURS

CHURCH VISITORS

SUMMARY

Help others find and follow Jesus by starting your own Connect Group with one or two other believers and empowering new leaders. Go and make disciples!

DISCUSSION QUESTIONS

- Who can you begin engaging and building relationships with this week? How can you begin inviting them to your Connect Group?
- Who can you start a new Connect Group with?
- Who can you empower to make disciples?


APPENDIX

ENAC DIGITAL COMMUNITY

ENAC has several digital platforms that support and grow the Connect Group ministry.

Elvanto: Church Management System

Elvanto allows ENAC to identify who is being disciplined and who is not. It is a strategic tool that helps ENAC fulfil the Great Commission ensuring that we are diligent to make disciples and not just record church attendees.



Each Connect Group leader and Intern must have a user login.

With the Connect Coach guidance, the Connect Group Leader needs to set up the group in Elvanto . The Connect Group leader will decide when a regular visitor can be added into the system. This will allow ENAC to have information on all the attendees for future Church Family, Water baptism, Freedom Weekend, and discipleship milestones.

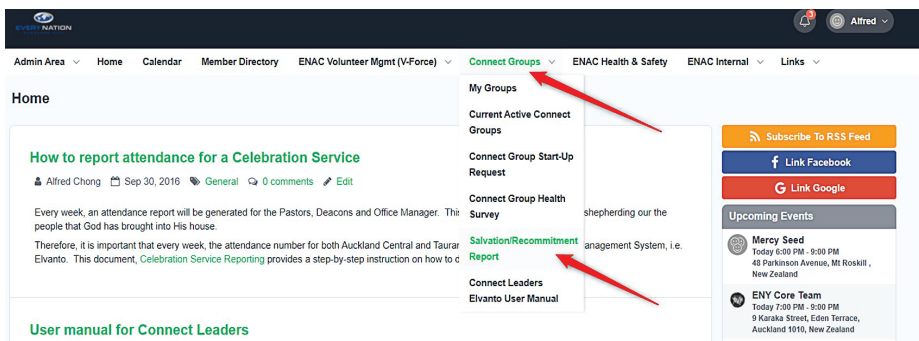
All Connect Group details and its respective attendees are recorded in the system.

An automatic email will prompt each Connect Group leader and intern to submit a report of their group's attendance after each meeting. There will be 2 more email reminders if the reports are not submitted for each meeting.

ENAC DIGITAL COMMUNITY CONTINUED

Salvation & Recommitment Reporting

- ENAC is passionate about people receiving or recommitting their lives to Jesus Christ as their Lord and Saviour. As such, ENAC wants to keep these people in prayer and help them on their discipleship path.
- For every person that receives or recommits their life to Jesus Christ, the Connect Group leader or intern is required to submit this information via an Elvanto form, which can be accessed via <https://bit.ly/3enf0Et> or from the Elvanto Home Page <https://enac.elvanto.com.au> and the menu as shown below

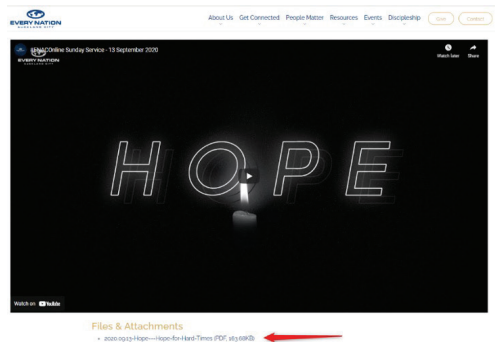


- It is also highly recommended that you add this form as 'Home Screen' Icon for quick access on your smartphone




Sunday + Notes:

- Sunday+ notes are our sermon based materials that each group can use in their Connect Group meeting.
- They are based on the sermon from a celebration service and have been designed with the warm-up, word, application and prayer format of a Connect Group meeting.
- Each Sunday+ can be downloaded from
 - ENAC sermon webpage <https://everynationauckland.city/resources/sermons>



- ENAC's Connect Group Leader Facebook group (UNLEASH) <https://www.facebook.com/groups/enac.unleash>



ANSWERS

CHAPTER 1

Heartbeat

- (1) Love
- (2) Valuable
- (3) Matters
- (4) Compassion

CHAPTER 2

The Power of Discipleship

- (1) Foundations
- (2) Freedom
- (3) Faith
- (4) Fruit
- (5) Family

CHAPTER 3

What is discipleship?

- (1) Follow
- (2) Fish
- (3) Fellowship
- (4) Valuable
- (5) Grow
- (6) Minister
- (7) Disciples
- (8) Engage
- (9) Establish
- (10) Equip
- (11) Empower

CHAPTER 4

Engage: Ninety-nine or One?

- (1) Sinners
- (2) Ninety-nine
- (3) Until
- (4) Found
- (5) Include
- (6) Invest
- (7) Power
- (8) Love
- (9) Sound Mind
- (10) Invite
- (11) Start
- (12) Ask
- (13) Listen
- (14) Tell
- (15) Before
- (16) Meeting
- (17) In

CHAPTER 5

Establish: Facades or Foundations?

- (1) Jesus
- (2) Obedience
- (3) Repentance
- (4) Faith
- (5) Word
- (6) Prayer
- (7) Church

CHAPTER 6

Equip: Maturity or Ministry?

- (1) Minister
- (2) Equip
- (3) Not

- (4) Ready
- (5) Minister
- (6) Mature
- (7) Disciples
- (8) Engage
- (9) Establish
- (10) Equip
- (11) Empower

CHAPTER 7

Empower: Professionals or Volunteers?

- (1) Quickly
- (2) Equipping
- (3) Necessary
- (4) Found
- (5) Start
- (6) Ask
- (7) Listen
- (8) Tell
- (9) Before
- (10) Meeting
- (11) In

CHAPTER 8

What is a Connect Group?

- (1) Primary
- (2) Need-focused
- (3) Leader-centered
- (4) Fellowship-based
- (5) Experiment
- (6) Accountability
- (7) Mini-church
- (8) Teaching Focused

CHAPTER 9

How can I lead a Connect group meeting?

- (1) Warm-up
- (2) Word
- (3) Application
- (4) Prayer
- (5) Tithes
- (6) Business
- (7) Politics
- (8) Private
- (9) Matchmaking
- (10) Borrowing
- (11) Guest
- (12) Promotion
- (13) Special

CHAPTER 10

Who can lead a Connect group?

- (1) Faithful
- (2) Available
- (3) Involved
- (4) Teachable
- (5) Hungry
- (6) Future
- (7) On-the-job

CHAPTER 11

How to start a Connect group?

- (1) Identify
- (2) Include
- (3) Intercede
- (4) Invite
- (5) Group
- (6) Intern
- (7) Leader



ENaKlCity

www.everynationauckland.city